


4.3-10 Tightening Tool (Part Number TT-4310)

4.3-10 coupling nut tightening tool that slides onto the jumper and over the coupling nut to tighten to a female 4.3-10 port


Bulletin 7709741 Rev B Page 1 of 1




1 Push cable through the tool slot with hex nut wrench portion of tool facing device.



2 Slide the tool downwards over the coupling nut until the nut is completely covered and engaged by the tool.



3 Rotate tool clockwise until it starts skipping over the coupling nut. The TW-4310 wrench can be used for additional leverage.



Tip
If the tool does not skip over the coupling nut, try to apply more force using a wrench to achieve the proper closure force.

Torque Tolerance -0/+2
Torque Value (minimum) 5 N-m | 4 ft lb

The tool is designed to be attached and rotated over coupled connections clockwise until the tool disengages or starts skipping over the coupling nut.

When the inside edge of the tool is worn from repeated disengages or skipping the tool should be replaced.

CommScope
1100 CommScope Place SE P.O. Box 339, Hickory, NC 28603-0339
(828) 324-2200 (800) 982-1708
www.commscope.com

Customer Service 24 hours
North America: +1-800-255-1479 (toll free)
Any country: +1-779-435-6500
email: acicustomersupportcenter@commscope.com

Notice: CommScope disclaims any liability or responsibility for the results of improper or unsafe installation, inspection, maintenance, or removal practices.
Aviso: CommScope no acepta ninguna obligación ni responsabilidad como resultado de prácticas incorrectas o peligrosas de instalación, inspección, mantenimiento o retiro.
Avis : CommScope décline toute responsabilité pour les conséquences de procédures d'installation, d'inspection, d'entretien ou de retrait incorrectes ou dangereuses.
Hinweis: CommScope lehnt jede Haftung oder Verantwortung für Schäden ab, die aufgrund unsachgemäßer Installation, Überprüfung, Wartung oder Demontage auftreten.
Atenção: A CommScope abdica do direito de toda responsabilidade pelos resultados de práticas inadequadas e sem segurança de instalação, inspeção, manutenção ou remoção.
Avvertenza: CommScope declina eventuali responsabilità derivanti dall'esecuzione di procedure di installazione, ispezione, manutenzione e smontaggio improprie o poco sicure.
注意: CommScope 公司申明對於於不恰當或不安全的安裝、檢驗、維修或拆卸操作所導致的後果不負責任 何義務和責任

