


R2VV-6533B-R5



10-port sector/multi beam antenna, 2x 698-960 sector and 8x 1710-2690 multi beam, 65° sector and 33° 4x multi beam, 5x RET with tilt indicators

- Enhances network capacity through six sectors on high band while maintaining low band coverage layer through three sectors with only three antenna faces
- Optimized radome design leading to market leading wind load performance
- Antenna with integrated pluggable RET and retractable tilt scale indicators

General Specifications

Antenna Type	Multibeam
Band	Multiband
Grounding Type	RF connector inner conductor and body grounded to reflector and mounting bracket
Performance Note	Outdoor usage
Radome Material	Fiberglass, UV resistant
Radiator Material	Copper Low loss circuit board
Reflector Material	Aluminum
RF Connector Interface	7-16 DIN Female
RF Connector Location	Bottom
RF Connector Quantity, high band	8
RF Connector Quantity, low band	2
RF Connector Quantity, total	10

Remote Electrical Tilt (RET) Information

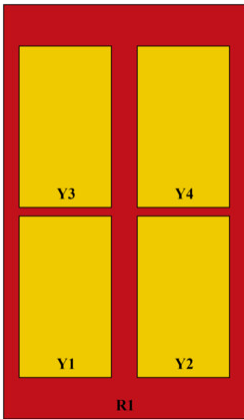
RET Hardware	CommRET v2
RET Interface	8-pin DIN Female 8-pin DIN Male
RET Interface, quantity	1 female 1 male
Input Voltage	10–30 Vdc
Internal RET	High band (4) Low band (1)
Power Consumption, active state, maximum	10 W
Power Consumption, idle state, maximum	2 W
Protocol	3GPP/AISG 2.0 (Single RET)

R2VV-6533B-R5

Dimensions

Width	350 mm 13.78 in
Depth	208 mm 8.189 in
Length	2100 mm 82.677 in
Net Weight, without mounting kit	29.8 kg 65.698 lb

Array Layout




Array ID	Frequency (MHz)	RF Connector	RET (SRET)	AISG RET UID
R1	698-960	1 - 2	1	CPxxxxxxxxxxxxxxxxR1
Y1	1710-2690	3 - 4	2	CPxxxxxxxxxxxxxxxxY1
Y2	1710-2690	5 - 6	3	CPxxxxxxxxxxxxxxxxY2
Y3	1710-2690	7 - 8	4	CPxxxxxxxxxxxxxxxxY3
Y4	1710-2690	9 - 10	5	CPxxxxxxxxxxxxxxxxY4

(Sizes of colored boxes are not true depictions of array sizes)

Port Configuration

R2VV-6533B-R5



Electrical Specifications

Impedance	50 ohm
Operating Frequency Band	1710 – 2690 MHz 698 – 960 MHz
Polarization	±45°
Total Input Power, maximum	1,000 W @ 50 °C

Electrical Specifications

Frequency Band, MHz	698-803	824-880	880-960	1710-1880	1920-2170	2300-2400	2490-2690
Gain, dBi	15	15	15.2	17	18.2	18.5	18.4
Beam Centers, Horizontal, degrees				±27	±27	±27	±27
Beamwidth, Horizontal, degrees	71	70	73	34	31	27	25
Beamwidth, Vertical, degrees	11	9.8	9.2	8.7	7.8	7	6.5
Beam Tilt, degrees	2-12	2-12	2-12	2-12	2-12	2-12	2-12
USLS (First Lobe), dB	20	22	18	16	17	19	17
Front-to-Back Ratio at 180°, dB	38	32	28	35	34	34	32

R2VV-6533B-R5

Isolation, Cross Polarization, dB	25	25	25	25	25	25	25
Isolation, Inter-band, dB	25	25	25	25	25	25	25
VSWR Return loss, dB	1.5 14.0	1.5 14.0	1.5 14.0	1.5 14.0	1.5 14.0	1.5 14.0	1.5 14.0
PIM, 3rd Order, 2 x 20 W, dBc	-150	-150	-150	-150	-150	-150	-150
Input Power per Port at 50°C, maximum, watts	300	300	300	250	250	200	200

Electrical Specifications, BASTA

Frequency Band, MHz	698–803	824–880	880–960	1710–1880	1920–2170	2300–2400	2490–2690
Gain by all Beam Tilts, average, dBi	14.7	14.9	14.9	16.4	17.7	17.9	17.9
Gain by all Beam Tilts Tolerance, dB	±0.4	±0.2	±0.5	±1	±0.8	±1.3	±1
Beamwidth, Horizontal Tolerance, degrees	±2.8	±1.7	±3.4	±2	±2	±1.6	±1
Beamwidth, Vertical Tolerance, degrees	±0.8	±0.3	±0.4	±0.7	±0.6	±0.6	±0.8
USLS, beampeak to 20° above beampeak, dB	19	18	16	14	15	14	13
Front-to-Back Total Power at 180° ± 30°, dB	27	25	24	26	27	26	26
CPR at Boresight, dB	15	16	16	18	21	14	16
CPR at Sector, dB	11	12	11				

Mechanical Specifications

Wind Loading @ Velocity, frontal	355.0 N @ 150 km/h (79.8 lbf @ 150 km/h)
Wind Loading @ Velocity, lateral	300.0 N @ 150 km/h (67.4 lbf @ 150 km/h)
Wind Loading @ Velocity, maximum	752.0 N @ 150 km/h (169.1 lbf @ 150 km/h)
Wind Loading @ Velocity, rear	376.0 N @ 150 km/h (84.5 lbf @ 150 km/h)
Wind Speed, maximum	241 km/h (150 mph)

Packaging and Weights

Width, packed	460 mm 18.11 in
Depth, packed	350 mm 13.78 in
Length, packed	2240 mm 88.189 in
Weight, gross	43.8 kg 96.562 lb

R2VV-6533B-R5

Regulatory Compliance/Certifications

Agency	Classification
CHINA-ROHS	Below maximum concentration value
ISO 9001:2015	Designed, manufactured and/or distributed under this quality management system
REACH-SVHC	Compliant as per SVHC revision on www.commscope.com/ProductCompliance
ROHS	Compliant
UK-ROHS	Compliant



Included Products

- BSAMNT-3 – Wide Profile Antenna Downtilt Mounting Kit for 2.4 - 4.5 in (60 - 115 mm) OD round members. Kit contains one scissor top bracket set and one bottom bracket set.

* Footnotes

Performance Note Severe environmental conditions may degrade optimum performance