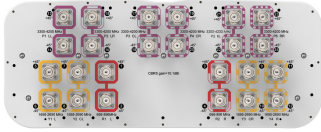


NNV4S6-65S-F4



24-port, 4x 698-896MHz, 8x 1695-2690MHz, 12x 3300-4200MHz, 65°, 2 ft, 4deg fixed tilt for 698-896MHz and 1695-2690MHz, 0deg fixed tilt for 3300-4200MHz

General Specifications

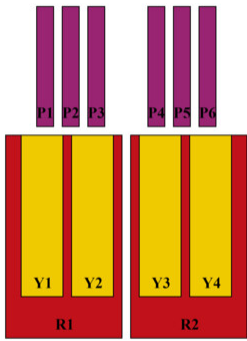
Antenna Type	Small Cell
Band	Multiband
Color	Light Gray (RAL 7035)
Grounding Type	RF connector inner conductor and body grounded to reflector and mounting bracket
Performance Note	Outdoor usage
Radome Material	Fiberglass, UV resistant
Reflector Material	Aluminum
RF Connector Interface	4.3-10 Female
RF Connector Location	Bottom
RF Connector Quantity, high band	12
RF Connector Quantity, mid band	8
RF Connector Quantity, low band	4
RF Connector Quantity, total	24

Dimensions

Width	498 mm 19.606 in
Depth	197 mm 7.756 in
Length	610 mm 24.016 in
Net Weight, antenna only	14 kg 30.865 lb

Array Layout

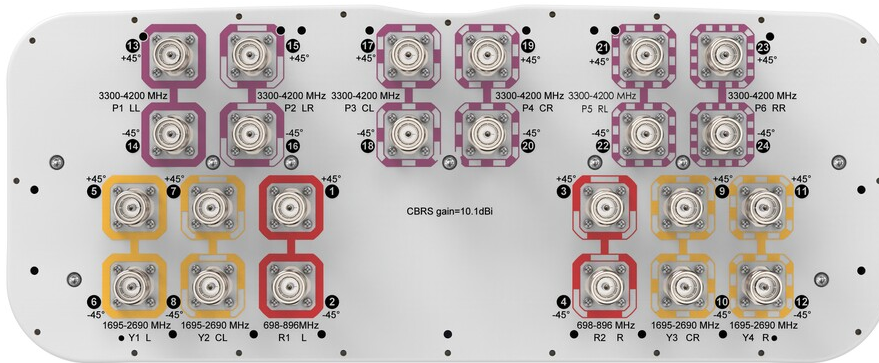
NNV4S6-65S-F4



Array ID	Frequency (MHz)	RF Connector	RET (N/A)	AISG No.	AISG RET UID
R1	698-896	1 - 2	N/A	NA	N/A
R2	698-896	3 - 4			
Y1	1695-2690	5 - 6			
Y2	1695-2690	7 - 8			
Y3	1695-2690	9 - 10			
Y4	1695-2690	11 - 12			
P1	3300-4200	13 - 14			
P2	3300-4200	15 - 16			
P3	3300-4200	17 - 18			
P4	3300-4200	19 - 20			
P5	3300-4200	21 - 22			
P6	3300-4200	23 - 24			

(Sizes of colored boxes are not true depictions of array sizes)

Port Configuration



Electrical Specifications

Impedance	50 ohm
Operating Frequency Band	1695 – 2690 MHz 3300 – 4200 MHz 698 – 896 MHz
Polarization	±45°

NNV4S6-65S-F4

Total Input Power, maximum 1,000 W @ 50 °C

Electrical Specifications

Frequency Band, MHz	698–806	824–896	1695–1920	1920–2180	2300–2690	3300–3550	3550–3700	3700–4200
Gain, dBi	9.8	10	12.8	13.5	14.2	10.5	10.4	10.7
Beamwidth, Horizontal, degrees	82	78	70	65	58	57	63	64
Beamwidth, Vertical, degrees	41	38.1	18.8	17.4	14	33.8	33.3	30.9
Beam Tilt, degrees	4	4	4	4	4	0	0	0
Front-to-Back Ratio at 180°, dB	21	21	23	28	28	25	21	21
Isolation, Cross Polarization, dB	25	25	25	25	25	25	25	25
VSWR Return loss, dB	1.5 14.0	1.5 14.0	1.5 14.0	1.5 14.0	1.5 14.0	1.5 14.0	1.5 14.0	1.5 14.0
PIM, 3rd Order, 2 x 20 W, dBc	-153	-153	-153	-153	-153	-145	-145	-145
Input Power per Port at 50°C, maximum, watts	100	100	100	100	100	50	50	50

Electrical Specifications, BASTA

Frequency Band, MHz	698–806	824–896	1695–1920	1920–2180	2300–2690	3300–3550	3550–3700	3700–4200
Gain by all Beam Tilts, average, dBi	9.5	9.8	12.1	12.9	13.7	10.1	10.1	10.1
Gain by all Beam Tilts Tolerance, dB	±0.5	±0.3	±0.9	±0.9	±0.8	±0.5	±0.5	±0.7
Beamwidth, Vertical Tolerance, degrees	±7.5	±3.3	±2.9	±1.6	±1	±7	±7.9	±8.1
CPR at Boresight, dB	16	16	12	15	19	12	11	12

Mechanical Specifications

Wind Loading @ Velocity, frontal	219.0 N @ 150 km/h (49.2 lbf @ 150 km/h)
Wind Loading @ Velocity, lateral	64.0 N @ 150 km/h (14.4 lbf @ 150 km/h)
Wind Loading @ Velocity, maximum	285.0 N @ 150 km/h (64.1 lbf @ 150 km/h)
Wind Loading @ Velocity, rear	180.0 N @ 150 km/h (40.5 lbf @ 150 km/h)
Wind Speed, maximum	241 km/h (150 mph)

Packaging and Weights

Width, packed 608 mm | 23.937 in

NNV4S6-65S-F4

Depth, packed	352 mm 13.858 in
Length, packed	782 mm 30.787 in
Weight, gross	24 kg 52.911 lb

Regulatory Compliance/Certifications

Agency	Classification
CHINA-ROHS	Below maximum concentration value
ISO 9001:2015	Designed, manufactured and/or distributed under this quality management system
REACH-SVHC	Compliant as per SVHC revision on www.commscope.com/ProductCompliance
ROHS	Compliant
UK-ROHS	Compliant




Included Products

BSAMNT-3	-	Wide Profile Antenna Downtilt Mounting Kit for 2.4 - 4.5 in (60 - 115 mm) OD round members. Kit contains one scissor top bracket set and one bottom bracket set.
----------	---	--

* Footnotes

Performance Note	Severe environmental conditions may degrade optimum performance
-------------------------	---

BSAMNT-3



Wide Profile Antenna Downtilt Mounting Kit for 2.4 - 4.5 in (60 - 115 mm) OD round members. Kit contains one scissor top bracket set and one bottom bracket set.

Product Classification

Product Type Downtilt mounting kit

General Specifications

Application Outdoor

Color Silver

Dimensions

Compatible Diameter, maximum 115 mm | 4.528 in

Compatible Diameter, minimum 60 mm | 2.362 in

Weight, net 6.2 kg | 13.669 lb

Material Specifications

Material Type Galvanized steel

Packaging and Weights

Included Brackets | Hardware

Packaging quantity 1

Weight, gross 6.4 kg | 14.11 lb

Regulatory Compliance/Certifications

Agency	Classification
CE	Compliant with the relevant CE product directives
CHINA-ROHS	Below maximum concentration value
ISO 9001:2015	Designed, manufactured and/or distributed under this quality management system
REACH-SVHC	Compliant as per SVHC revision on www.commscope.com/ProductCompliance
ROHS	Compliant
UK-ROHS	Compliant

BSAMNT-3

