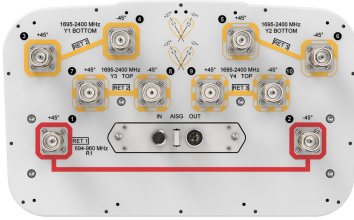


R2HH-6533C-R3



10-port sector/multibeam antenna, 2x 694–960 sector and 8x 1695–2400 multibeam, 65° sector and 33° 4x multibeam, 3x RET

- All Internal RET actuators are connected in “Cascaded SRET” configuration
- Uses the 4.3-10 connector which is 40 percent smaller than the 7-16 DIN connector

General Specifications

Antenna Type	Multibeam
Band	Multiband
Grounding Type	RF connector inner conductor and body grounded to reflector and mounting bracket
Performance Note	Outdoor usage
Radome Material	Fiberglass, UV resistant
Radiator Material	Copper Low loss circuit board
Reflector Material	Aluminum
RF Connector Interface	4.3-10 Female
RF Connector Location	Bottom
RF Connector Quantity, high band	8
RF Connector Quantity, low band	2
RF Connector Quantity, total	10

Remote Electrical Tilt (RET) Information

RET Hardware	CommRET v2
RET Interface	8-pin DIN Female 8-pin DIN Male
RET Interface, quantity	1 female 1 male
Input Voltage	10–30 Vdc
Internal RET	High band (2) Low band (1)
Power Consumption, active state, maximum	10 W
Power Consumption, idle state, maximum	2 W
Protocol	3GPP/AISG 2.0 (Single RET)


Dimensions

Width	350 mm 13.78 in
--------------	-------------------

R2HH-6533C-R3

Depth	208 mm 8.189 in
Length	2438 mm 95.984 in
Net Weight, antenna only	30.3 kg 66.8 lb

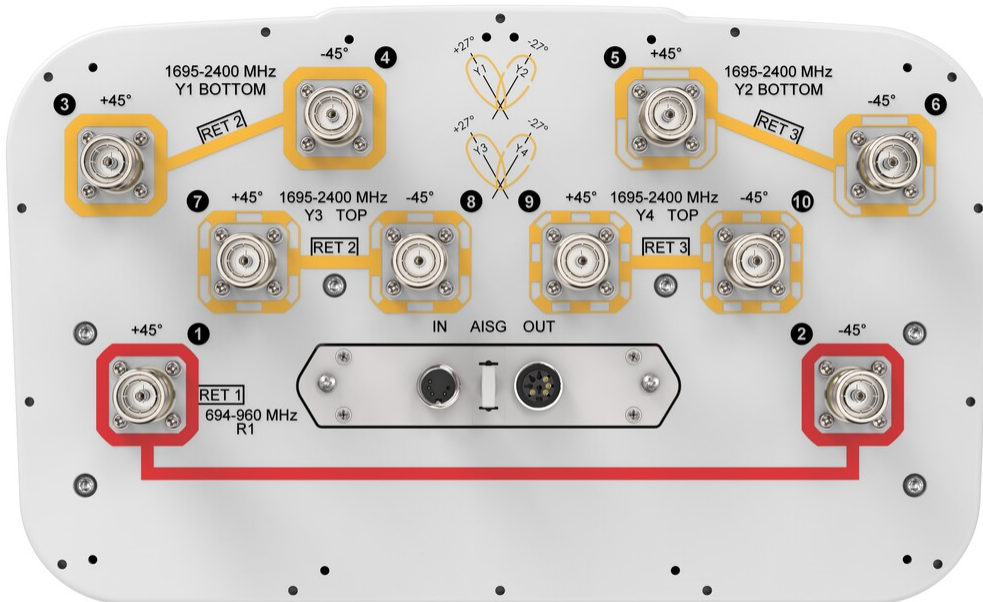
Array Layout



Array ID	Frequency (MHz)	RF Connector	RET (SRET)	AISG RET UID
R1	694-960	1 - 2	1	CPxxxxxxxxxxxxxxxxR1
Y1	1695-2400	3 - 4	2	CPxxxxxxxxxxxxxxxxY1
Y3	1695-2400	7 - 8		
Y2	1695-2400	5 - 6	3	CPxxxxxxxxxxxxxxxxY2
Y4	1695-2400	9 - 10		

(Sizes of colored boxes are not true depictions of array sizes)

Port Configuration



Electrical Specifications

R2HH-6533C-R3

Impedance	50 ohm
Operating Frequency Band	1695 – 2400 MHz 694 – 960 MHz
Polarization	±45°

Electrical Specifications

Frequency Band, MHz	694–790	790–890	880–960	1695–1880	1850–1990	1920–2180	2300–2400
Gain, dBi	16.1	16.6	16.8	17.5	18.5	19.2	19.4
Beamwidth, Horizontal, degrees	71	68	67	34	32	32	30
Beamwidth, Vertical, degrees	9.6	8.6	8	8.1	7.4	7	6.3
Beam Tilt, degrees	2–10	2–10	2–10	2–10	2–10	2–10	2–10
USLS (First Lobe), dB	17	20	19	16	16	18	19
Front-to-Back Ratio at 180°, dB	29	30	29	30	30	31	36
Isolation, Cross Polarization, dB	27	27	27	25	25	25	25
Isolation, Inter-band, dB	30	30	30	30	30	30	30
Isolation, Beam to Beam, dB				16	16	16	16
VSWR Return loss, dB	1.5 14.0	1.5 14.0	1.5 14.0	1.5 14.0	1.5 14.0	1.5 14.0	1.5 14.0
PIM, 3rd Order, 2 x 20 W, dBc	-150	-150	-150	-150	-150	-150	-150
Input Power per Port at 50°C, maximum, watts	300	300	300	200	200	200	200

Electrical Specifications, BASTA

Frequency Band, MHz	694–790	790–890	880–960	1695–1880	1850–1990	1920–2180	2300–2400
Gain by all Beam Tilts, average, dBi	15.8	16.4	16.6	16.8	18	18.6	18.9
Gain by all Beam Tilts Tolerance, dB	±0.4	±0.3	±0.2	±1	±0.6	±0.6	±0.8
Beamwidth, Horizontal Tolerance, degrees	±1.9	±1.7	±1.3	±1.7	±1	±0.9	±1.2
Beamwidth, Vertical Tolerance, degrees	±0.6	±0.4	±0.4	±0.4	±0.3	±0.4	±0.3
USLS, beampeak to 20° above beampeak, dB	17	18	17	15	16	16	13
Front-to-Back Total Power at 180° ± 30°, dB	24	23	22	22	25	26	29
CPR at Boresight, dB	14	16	15	15	18	18	15

R2HH-6533C-R3

Mechanical Specifications

Wind Loading @ Velocity, frontal	425.0 N @ 150 km/h (95.5 lbf @ 150 km/h)
Wind Loading @ Velocity, lateral	361.0 N @ 150 km/h (81.2 lbf @ 150 km/h)
Wind Loading @ Velocity, maximum	899.0 N @ 150 km/h (202.1 lbf @ 150 km/h)
Wind Loading @ Velocity, rear	451.0 N @ 150 km/h (101.4 lbf @ 150 km/h)
Wind Speed, maximum	241 km/h (150 mph)

Packaging and Weights

Width, packed	456 mm 17.953 in
Depth, packed	357 mm 14.055 in
Length, packed	2585 mm 101.772 in
Weight, gross	44 kg 97.003 lb

Regulatory Compliance/Certifications

Agency	Classification
CHINA-ROHS	Below maximum concentration value
ISO 9001:2015	Designed, manufactured and/or distributed under this quality management system
REACH-SVHC	Compliant as per SVHC revision on www.commscope.com/ProductCompliance
ROHS	Compliant
UK-ROHS	Compliant



Included Products

BSAMNT-3	–	Wide Profile Antenna Downtilt Mounting Kit for 2.4 - 4.5 in (60 - 115 mm) OD round members. Kit contains one scissor top bracket set and one bottom bracket set.
----------	---	--

* Footnotes

Performance Note	Severe environmental conditions may degrade optimum performance
-------------------------	---