


10P-4L6M-D5



10-port sector antenna, 4x 694–960 and 6x 1695–2690 MHz, 65° HPBW, 5x RET

- All Internal RET actuators are connected in “Cascaded SRET” configuration
- Supports re-configurable antenna sharing capability enabling control of the internal RET system using up to two separate RET compatible OEM radios

General Specifications

Antenna Type	Sector
Band	Multiband
Color	Light Gray (RAL 7035)
Grounding Type	RF connector inner conductor and body grounded to reflector and mounting bracket
Performance Note	Outdoor usage Wind loading figures are validated by wind tunnel measurements described in white paper WP-112534-EN
Radome Material	Fiberglass, UV resistant
Reflector Material	Aluminum
RF Connector Interface	4.3-10 Female
RF Connector Location	Bottom
RF Connector Quantity, mid band	6
RF Connector Quantity, low band	4
RF Connector Quantity, total	10

Remote Electrical Tilt (RET) Information

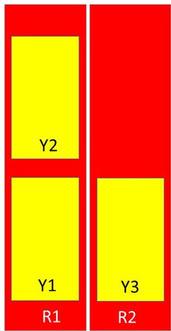
RET Hardware	CommRET v2
RET Interface	8-pin DIN Female 8-pin DIN Male
RET Interface, quantity	2 female 2 male
Input Voltage	10–30 Vdc
Internal RET	Low band (2) Mid band (3)
Power Consumption, active state, maximum	8 W
Power Consumption, idle state, maximum	1 W
Protocol	3GPP/AISG 2.0 (Single RET)

Dimensions

10P-4L6M-D5

Width	498 mm 19.606 in
Depth	197 mm 7.756 in
Length	2688 mm 105.827 in
Net Weight, antenna only	43.2 kg 95.24 lb

Array Layout




Array	Freq (MHz)	Conns	RET (SRET)	AISG RET UID
R1	694-960	1-2	1	CPxxxxxxxxxxxxxxxxR1
R2	694-960	3-4	2	CPxxxxxxxxxxxxxxxxR2
Y1	1695-2690	5-6	3	CPxxxxxxxxxxxxxxxxY1
Y2	1695-2690	7-8	4	CPxxxxxxxxxxxxxxxxY2
Y3	1695-2690	9-10	5	CPxxxxxxxxxxxxxxxxY3

Left Bottom Right

(Sizes of colored boxes are not true depictions of array sizes)

Port Configuration

10P-4L6M-D5



Electrical Specifications

Impedance	50 ohm
Operating Frequency Band	1695 – 2690 MHz 694 – 960 MHz
Polarization	±45°

Electrical Specifications

Frequency Band, MHz	694–790	790–890	880–960	1695–1880	1850–1990	1920–2180	2300–2500	2500–2690
Gain, dBi	15.8	16.4	16.8	17	17.6	17.8	18.3	17.8
Beamwidth, Horizontal, degrees	70	67	62	59	60	61	61	69
Beamwidth, Vertical, degrees	8.1	7.4	6.8	7.5	7	6.6	5.7	5.3
Beam Tilt, degrees	2–12	2–12	2–12	2–12	2–12	2–12	2–12	2–12
USLS (First Lobe), dB	12	16	17	20	20	20	18	16
Front-to-Back Ratio at 180°, dB	32	32	33	37	38	36	34	33
Isolation, Cross Polarization, dB	28	28	28	28	28	28	28	28
Isolation, Inter-band, dB	30	30	30	30	30	30	30	30

10P-4L6M-D5

VSWR Return loss, dB	1.5 14.0	1.5 14.0	1.5 14.0	1.5 14.0	1.5 14.0	1.5 14.0	1.5 14.0	1.5 14.0
PIM, 3rd Order, 2 x 20 W, dBc	-150	-150	-150	-150	-150	-150	-150	-150
Input Power per Port at 50°C, maximum, watts	300	300	300	250	250	250	200	200

Electrical Specifications, BASTA

Frequency Band, MHz	694–790	790–890	880–960	1695–1880	1850–1990	1920–2180	2300–2500	2500–2690
Gain by all Beam Tilts, average, dBi	15.5	16.2	16.6	16.5	17.2	17.4	17.8	17.2
Gain by all Beam Tilts Tolerance, dB	±0.5	±0.4	±0.3	±0.9	±0.5	±0.6	±0.6	±0.7
Beamwidth, Horizontal Tolerance, degrees	±4.4	±2.9	±4.6	±3.7	±1.6	±2.3	±6.4	±6.3
Beamwidth, Vertical Tolerance, degrees	±0.4	±0.6	±0.4	±0.5	±0.3	±0.5	±0.3	±0.2
USLS, beampeak to 20° above beampeak, dB	12	15	16	13	15	16	15	13
Front-to-Back Total Power at 180° ± 30°, dB	21	21	22	30	32	29	28	27
CPR at Boresight, dB	25	25	25	18	22	22	17	17
CPR at Sector, dB	8	5	7	8	10	9	8	5

Mechanical Specifications

Wind Loading @ Velocity, frontal	1,070.0 N @ 150 km/h (240.5 lbf @ 150 km/h)
Wind Loading @ Velocity, lateral	375.0 N @ 150 km/h (84.3 lbf @ 150 km/h)
Wind Loading @ Velocity, maximum	1,385.0 N @ 150 km/h (311.4 lbf @ 150 km/h)
Wind Loading @ Velocity, rear	880.0 N @ 150 km/h (197.8 lbf @ 150 km/h)
Wind Speed, maximum	241 km/h (150 mph)

Packaging and Weights

Width, packed	565 mm 22.244 in
Depth, packed	368 mm 14.488 in
Length, packed	2874 mm 113.15 in
Weight, gross	64.7 kg 142.639 lb

Regulatory Compliance/Certifications

Agency	Classification
CHINA-ROHS	Above maximum concentration value

10P-4L6M-D5

ISO 9001:2015 Designed, manufactured and/or distributed under this quality management system

ROHS Compliant/Exempted

UK-ROHS Compliant/Exempted



Included Products

- | | | |
|-----------|---|--|
| BSAMNT-4 | - | Wide Profile Antenna Downtilt Mounting Kit for 2.4 - 4.5 in (60 - 115 mm) OD round members. Kit contains one scissor top bracket set and one bottom bracket set. |
| BSAMNT-M4 | - | Middle Downtilt Mounting Kit for Long Antennas for 2.4 - 4.5 in (60 - 115 mm) OD round members. Kit contains one scissor bracket set. |

* Footnotes

Performance Note Severe environmental conditions may degrade optimum performance