

# NOVUX<sup>®</sup> SRC 100

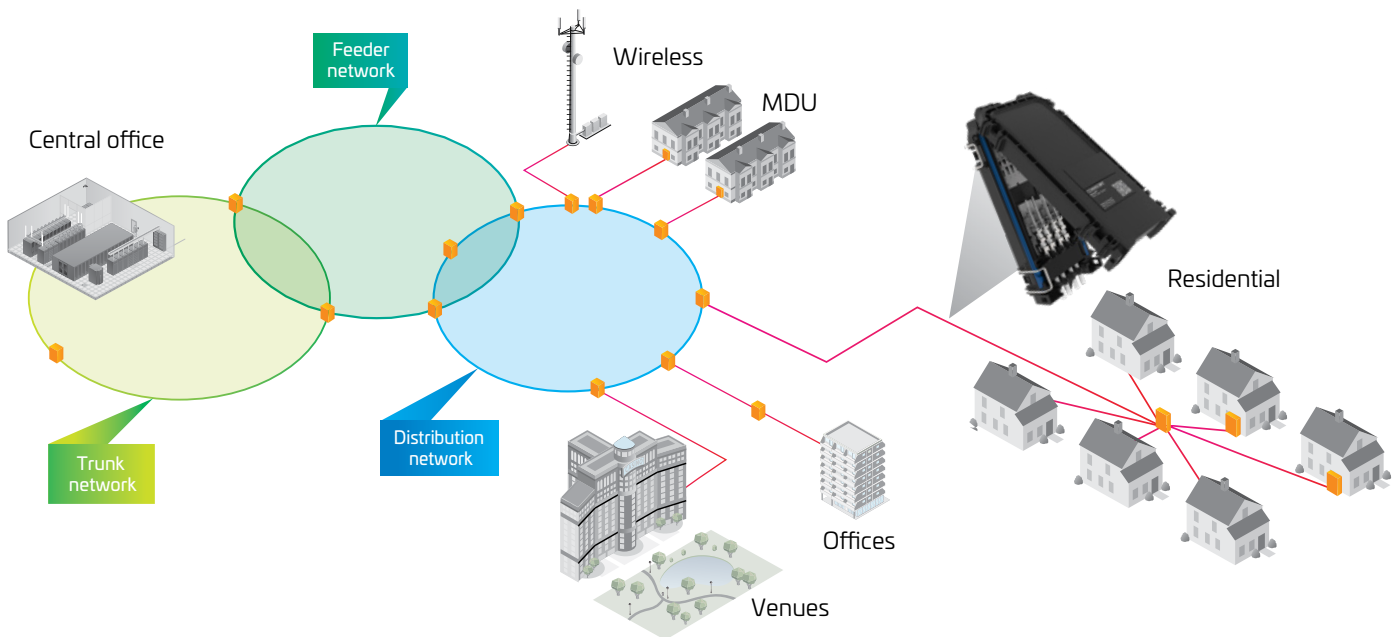
The first modular ecosystem for the networks of today and tomorrow

CommScope's new NOVUX<sup>®</sup> ecosystem is the next step in the evolution of connectivity and fiber-to-the-X (FTTX) networks. Configurable, scalable and simple, NOVUX transforms networks with a modular, end-to-end architecture.

The NOVUX Specialty Range Closure (SRC) portfolio provides a modern drop solution that's ideal for last-mile fiber network applications—both above and below ground. CommScope's advanced Octopus<sup>™</sup> gel seal simplifies access and service and protects the closures from harsh conditions.

# Features and benefits

SRC 100	Details
Sealing level	IP68 2-meter water head, 20kPa
Application	Above & below ground & direct buried
Connectivity technology	Splice/Patch
Splice capacity (SMOUV 45, ANT, Ribbon 12 type)	48 (splice)
Splice capacity (patch version) (SMOUV 45, ANT type)	12 (splice)
Cable type	Round, flat drop cables or blown fiber tubes
Adapters	2x SC/APC or 2x LC/APC Duplex
Splitter qty	1 splitter
Max cable size	Up to 8 mm or 0.315 in
Port qty	4 cables / 1 per port or 8 cables / 2 per port with dual layer cable retention
Port size	1-8 mm round, 0.04 in – 0.32 in or 3x5 to 4x8 mm flat (gel), 0.32 in x 0.18 in
Length x width x height indicative	267x117x49 mm (with mounting tabs) or 10.5x4.61x1.93 in (with mounting tabs)
Features	Integrated—pole and on wall / Identification with RFID possibility
Security	Lead wire through an eye hole
Demarcation	N/A
Storage uncut fiber	N/A
Valve	Air valve option using one of the ports
Tested	According to IEC 60529
Color/material	Black RAL9005 or Gray RAL7035
Orientation	Butt
Supported fiber types	< 12 fiber splice version: supporting G.652D & G.657 fiber types > 12 fiber version: supporting only G.657 fiber types



# Ready for the field workforce of the future

We've designed the NOVUX SRCs to be ready for the field, and ready for your workforce. They feature factory-installed hinges and a cover that opens from the bottom. The closures are fast and easy to access, thanks to CommScope's Octopus™ gel seal technology. A lead wire provides security.

## Finish first with NOVUX

### Unique network identification

One-click access to all product information: each NOVUX hardened terminal comes with a QR code that allows field installers to access CommScope's cTrak app. With one click, cTrak provides a wealth of product information, specifications, installation instructions, videos, schematics, and test results.

### NOVUX—built for you

You work hard to provide your customers with the best network connectivity. Why should your closures look the same as those of other providers? NOVUX products offer an optional customer-configurable ID plate, for ease of network record keeping, and clarity for multiple operators sharing locations.

### Investing in the planet

CommScope designed NOVUX using sustainable practices for packaging, labeling and installation, helping customers meet their own corporate sustainability goals.

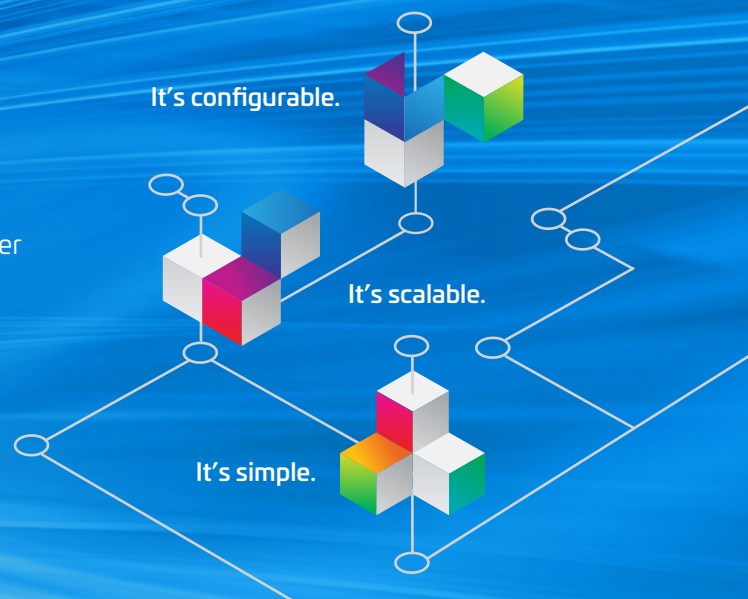
All components come in compact, convenient packaging for optimal environmental benefit. NOVUX also minimizes single-use plastic.



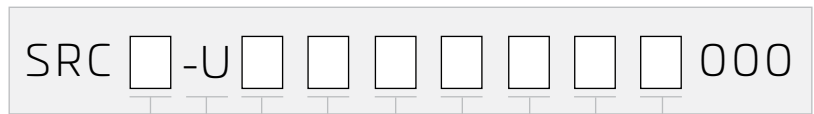
## NOVUX: The FTTX ecosystem

NOVUX is engineered from the get-go as a new FTTX system architecture and complete ecosystem with closures and terminals that span the outside plant fiber network—from the trunk and feeder to the distribution and drop. Its modular architecture means that components and accessories are easily configurable to fit each application and are available in high volumes to meet demand.

[LEARN MORE ABOUT NOVUX](#)



# NOVUX® Specialty Range Closures ordering information



Size and color	
3	100 Black
4	100 Gray

Sealing	
U	Underground, IP68

Connector type <sup>1</sup>	
1	SC/UPC
2	LC/UPC
3	SC/APC
4	LC/APC
5	Splice only

Number of adapters	
A	None
K	1
B	2

Cable retention	
*	See complete details at the bottom of the page.

Splice protector type	
B	SMOUV 45
C	ANT
F	Ribbon 12






Splitters	
1	None
2	1:2
3	1:4

Number of splices	
B	12 <sup>2</sup>
C	24 <sup>3</sup>
E	48 <sup>3</sup>

Number of pigtails	
1	None
A	1
2	2
B	3
3	4

<sup>1</sup> All connector types are grade B  
<sup>2</sup> Supporting G.652D and G.657 fiber types  
<sup>3</sup> Supporting only G.657 fiber types

* Cable retention <sup>5</sup>	
A	None
B	NVX-CR-MC-FT-NN
C	NVX-CR-MC-RD-NN
D	NVX-CR-SA-SM-NN
E	NVX-CR-TI-SM-NN
F	NVX-CR-DU-FL-NN
G	4xNVX-CR-MC-FT-NN
H	4xNVX-CR-MC-RD-NN
I	4xNVX-CR-SA-SM-NN
J	4xNVX-CR-TI-SM-NN
K	4xNVX-CR-DU-FL-NN
L	2xNVX-CR-MC-FT-NN and 2xNVX-CR-MC-RD-NN

Cable Termination Unit (CTU) options									
<b>B</b>		<b>C</b>		<b>D</b>		<b>E</b>		<b>F</b>	
<b>NVX-CR-MC-FT-NN</b>	<ul style="list-style-type: none"> <li>Flat cable</li> <li>Metal clip</li> <li>Range 3 x 5 to 4 x 8 mm</li> </ul>	<b>NVX-CR-MC-RD-NN</b>	<ul style="list-style-type: none"> <li>Round cable</li> <li>Metal clip</li> <li>Range 4 to 6.2 mm</li> </ul>	<b>NVX-CR-SA-SM-NN</b>	<ul style="list-style-type: none"> <li>Round cable</li> <li>Dia up to 8 mm</li> <li>Strength member</li> <li>Aramide yarns</li> <li>Single layer</li> </ul>	<b>NVX-CR-TI-SM-NN</b>	<ul style="list-style-type: none"> <li>Round cable</li> <li>Dia up to 8 mm</li> <li>Aramide yarns</li> <li>Single layer</li> </ul>	<b>NVX-CR-DU-FL-NN</b>	<ul style="list-style-type: none"> <li>Round cable</li> <li>Dia up to 6.2 mm</li> <li>Aramide yarns</li> <li>Dual layer</li> <li>Compact length</li> </ul>

<sup>5</sup> 2 cable attachments are supplied.

CTUs can also be ordered separately by using these part numbers. Contact your CommScope representative for configuration availability.

CommScope pushes the boundaries of communications technology with game-changing ideas and ground-breaking discoveries that spark profound human achievement. We collaborate with our customers and partners to design, create and build the world's most advanced networks. It is our passion and commitment to identify the next opportunity and realize a better tomorrow. Discover more at [commscope.com](https://commscope.com).

**COMMSCOPE®**

---

[commscope.com](https://commscope.com)

Visit our website or contact your local CommScope representative for more information.

© 2023 CommScope, Inc. All rights reserved.

CommScope and the CommScope logo are registered trademarks of CommScope and/or its affiliates in the U.S. and other countries. For additional trademark information see [www.commscope.com/trademarks](https://www.commscope.com/trademarks). All product names, trademarks and registered trademarks are property of their respective owners. This document is for planning purposes only and is not intended to modify or supplement any specifications or warranties relating to CommScope products or services. CommScope is committed to the highest standards of business integrity and environmental sustainability with a number of CommScope's facilities across the globe certified in accordance with international standards, including ISO 9001, TL 9000, and ISO 14001. Further information regarding CommScope's commitment can be found at [www.commscope.com/About-Us/Corporate-Responsibility-and-Sustainability](https://www.commscope.com/About-Us/Corporate-Responsibility-and-Sustainability).