


# JAHH-65A-R3B



8-port sector antenna, 2x 698–803, 2x 824–894 and 4x 1695–2360 MHz, 65° HPBW, 3x RETs, low bands have diplexers. Internal SBT's on first LB(Port 1) and first HB(Port 5).

- Internal SBT on low and high band allow remote RET control from the radio over the RF jumper cable
- One RET for 700MHz, one RET for 850MHz, and one RET for both high bands to ensure same tilt level for 4x Rx or 4x MIMO
- Internal filter on low band and interleaved dipole technology providing for attractive, low wind load mechanical package
- Separate RS-485 RET input/output for low and high band

## General Specifications

<b>Antenna Type</b>	Sector
<b>Band</b>	Multiband
<b>Color</b>	Light Gray (RAL 7035)
<b>Grounding Type</b>	RF connector body grounded to reflector and mounting bracket
<b>Performance Note</b>	Outdoor usage   Wind loading figures are validated by wind tunnel measurements described in white paper WP-112534-EN
<b>Radome Material</b>	Fiberglass, UV resistant
<b>Radiator Material</b>	Aluminum   Low loss circuit board
<b>RF Connector Interface</b>	4.3-10 Female
<b>RF Connector Location</b>	Bottom
<b>RF Connector Quantity, high band</b>	4
<b>RF Connector Quantity, low band</b>	4
<b>RF Connector Quantity, total</b>	8

## Remote Electrical Tilt (RET) Information

<b>RET Hardware</b>	CommRET v2
<b>RET Interface</b>	8-pin DIN Female   8-pin DIN Male
<b>RET Interface, quantity</b>	2 female   2 male
<b>Input Voltage</b>	10–30 Vdc
<b>Internal Bias Tee</b>	Port 1   Port 5
<b>Internal RET</b>	High band (1)   Low band (2)


# JAHH-65A-R3B

<b>Power Consumption, idle state, maximum</b>	1 W
<b>Power Consumption, normal conditions, maximum</b>	8 W
<b>Protocol</b>	3GPP/AISG 2.0 (Single RET)

## Dimensions

<b>Width</b>	350 mm   13.78 in
<b>Depth</b>	208 mm   8.189 in
<b>Length</b>	1400 mm   55.118 in
<b>Net Weight, without mounting kit</b>	24.5 kg   54.013 lb

## Array Layout




Array	Freq (MHz)	Conns	RET (SRET)	AISG RET UID
R1	698-803	1-2	1	CPxxxxxxxxxxxxxxxxR1
R2	824-894	3-4	2	CPxxxxxxxxxxxxxxxxR2
Y1	1695-2360	5-6	3	CPxxxxxxxxxxxxxxxxY1
Y2	1695-2360	7-8		

Left                  Right  
Bottom

(Sizes of colored boxes are not true depictions of array sizes)

## Port Configuration

# JAHH-65A-R3B



## Electrical Specifications

<b>Impedance</b>	50 ohm
<b>Operating Frequency Band</b>	1695 – 2360 MHz   698 – 803 MHz   824 – 894 MHz
<b>Polarization</b>	±45°
<b>Total Input Power, maximum</b>	800 W @ 50 °C

## Electrical Specifications

Frequency Band, MHz	698–803	824–894	1695–1880	1850–1990	1920–2200	2300–2360
<b>Gain, dBi</b>	13.6	13.9	17	17.3	17.8	18.1
<b>Beamwidth, Horizontal, degrees</b>	68	64	62	62	63	65
<b>Beamwidth, Vertical, degrees</b>	17	14.9	7.4	6.9	6.5	5.8
<b>Beam Tilt, degrees</b>	2–18	2–18	0–10	0–10	0–10	0–10
<b>USLS (First Lobe), dB</b>	16	18	18	19	20	18
<b>Front-to-Back Ratio at 180°, dB</b>	31	32	30	34	36	36
<b>Isolation, Cross Polarization, dB</b>	25	25	25	25	25	25
<b>Isolation, Inter-band, dB</b>	30	30	30	30	30	30
<b>VSWR   Return loss, dB</b>	1.5 14.0	1.5 14.0	1.5 14.0	1.5 14.0	1.5 14.0	1.5 14.0

# JAHH-65A-R3B

<b>PIM, 3rd Order, 2 x 20 W, dBc</b>	-153	-153	-153	-153	-153	-153
<b>Input Power per Port at 50°C, maximum, watts</b>	250	250	300	300	300	250

## Electrical Specifications, BASTA

<b>Frequency Band, MHz</b>	<b>698–803</b>	<b>824–894</b>	<b>1695–1880</b>	<b>1850–1990</b>	<b>1920–2200</b>	<b>2300–2360</b>
<b>Gain by all Beam Tilts, average, dBi</b>	13.2	13.6	16.6	17	17.4	17.7
<b>Gain by all Beam Tilts Tolerance, dB</b>	±0.4	±0.4	±0.6	±0.5	±0.7	±0.6
<b>Gain by Beam Tilt, average, dBi</b>	2°   12.8 10°   13.3 18°   13.1	2°   13.3 10°   13.8 18°   13.5	0°   16.3 5°   16.7 10°   16.7	0°   16.6 5°   17.0 10°   17.1	0°   16.9 5°   17.4 10°   17.6	0°   17.1 5°   17.8 10°   17.9
<b>Beamwidth, Horizontal Tolerance, degrees</b>	±2	±2.1	±3.5	±2.7	±3.8	±3.6
<b>Beamwidth, Vertical Tolerance, degrees</b>	±1.3	±0.8	±0.4	±0.3	±0.5	±0.2
<b>USLS, beampeak to 20° above beampeak, dB</b>	16	18	16	17	17	16
<b>Front-to-Back Total Power at 180° ± 30°, dB</b>	25	23	24	29	26	30
<b>CPR at Boresight, dB</b>	16	18	19	21	21	25
<b>CPR at Sector, dB</b>	10	9	11	12	10	9

## Mechanical Specifications

<b>Effective Projective Area (EPA), frontal</b>	0.21 m <sup>2</sup>   2.26 ft <sup>2</sup>
<b>Effective Projective Area (EPA), lateral</b>	0.17 m <sup>2</sup>   1.83 ft <sup>2</sup>
<b>Mechanical Tilt Range</b>	0°–20°
<b>Wind Loading @ Velocity, frontal</b>	221.0 N @ 150 km/h (49.7 lbf @ 150 km/h)
<b>Wind Loading @ Velocity, lateral</b>	185.0 N @ 150 km/h (41.6 lbf @ 150 km/h)
<b>Wind Loading @ Velocity, maximum</b>	469.0 N @ 150 km/h (105.4 lbf @ 150 km/h)
<b>Wind Loading @ Velocity, rear</b>	234.0 N @ 150 km/h (52.6 lbf @ 150 km/h)
<b>Wind Speed, maximum</b>	241 km/h (150 mph)

## Packaging and Weights

<b>Width, packed</b>	456 mm   17.953 in
<b>Depth, packed</b>	357 mm   14.055 in
<b>Length, packed</b>	1544 mm   60.787 in

# JAHH-65A-R3B

---

**Weight, gross**

37 kg | 81.571 lb

## Regulatory Compliance/Certifications

**Agency**

**Classification**

CHINA-ROHS

Above maximum concentration value

ISO 9001:2015

Designed, manufactured and/or distributed under this quality management system

ROHS

Compliant/Exempted

UK-ROHS

Compliant/Exempted



## Included Products

BSAMNT-3

- Wide Profile Antenna Downtilt Mounting Kit for 2.4 - 4.5 in (60 - 115 mm) OD round members. Kit contains one scissor top bracket set and one bottom bracket set.

## \* Footnotes

**Performance Note**

Severe environmental conditions may degrade optimum performance

# BSAMNT-3



Wide Profile Antenna Downtilt Mounting Kit for 2.4 - 4.5 in (60 - 115 mm) OD round members. Kit contains one scissor top bracket set and one bottom bracket set.

## Product Classification

**Product Type** Downtilt mounting kit

## General Specifications

**Application** Outdoor

**Color** Silver

## Dimensions

**Compatible Diameter, maximum** 115 mm | 4.528 in

**Compatible Diameter, minimum** 60 mm | 2.362 in

**Weight, net** 6.2 kg | 13.669 lb

## Material Specifications

**Material Type** Galvanized steel

## Packaging and Weights

**Included** Brackets | Hardware

**Packaging quantity** 1

**Weight, gross** 6.4 kg | 14.11 lb

## Regulatory Compliance/Certifications

Agency	Classification
CE	Compliant with the relevant CE product directives
CHINA-ROHS	Below maximum concentration value
ISO 9001:2015	Designed, manufactured and/or distributed under this quality management system
REACH-SVHC	Compliant as per SVHC revision on <a href="http://www.commscope.com/ProductCompliance">www.commscope.com/ProductCompliance</a>
ROHS	Compliant
UK-ROHS	Compliant

