

RHHTT-65A-R4-V2



10-port sector antenna, 2x 694–960, 4x 1695–2180 and 4x 2490–2690 MHz, 65° HPBW, 4x RET. High bands (H1/H2) arrays are diplexed at the element level.

- Independent tilt for 694-960 and 1695-2180 MHz arrays. Shared tilt for the two 2490-2690 MHz arrays

General Specifications

| | |
|---|--|
| Antenna Type | Sector |
| Band | Multiband |
| Grounding Type | RF connector inner conductor and body grounded to reflector and mounting bracket |
| Performance Note | Outdoor usage Wind loading figures are validated by wind tunnel measurements described in white paper WP-112534-EN |
| Radome Material | Fiberglass, UV resistant |
| Radiator Material | Aluminum Low loss circuit board |
| Reflector Material | Aluminum |
| RF Connector Interface | 4.3-10 Female |
| RF Connector Location | Bottom |
| RF Connector Quantity, high band | 8 |
| RF Connector Quantity, low band | 2 |
| RF Connector Quantity, total | 10 |

Remote Electrical Tilt (RET) Information


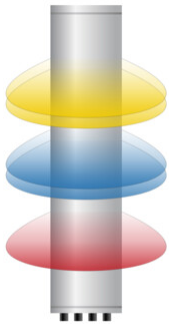
| | |
|--|-----------------------------------|
| RET Hardware | CommRET v2 |
| RET Interface | 8-pin DIN Female 8-pin DIN Male |
| RET Interface, quantity | 1 female 1 male |
| Input Voltage | 10–30 Vdc |
| Internal RET | High band (3) Low band (1) |
| Power Consumption, idle state, maximum | 2 W |
| Power Consumption, normal conditions, maximum | 10 W |
| Protocol | 3GPP/AISG 2.0 |

RHHTT-65A-R4-V2

Dimensions

| | |
|---|---------------------|
| Width | 350 mm 13.78 in |
| Depth | 208 mm 8.189 in |
| Length | 1400 mm 55.118 in |
| Net Weight, without mounting kit | 20.3 kg 44.754 lb |


Array Layout



| Array ID | Frequency (MHz) | RF Connector | HPBW | RET (SRET) | AISG No. | AISG RET UID |
|----------|-----------------|--------------|------|------------|----------|----------------------|
| R1 | 694-960 | 1 - 2 | 65° | 1 | AISG1 | CPxxxxxxxxxxxxxxxxR1 |
| B1 | 1695-2180 | 3 - 4 | 65° | 2 | AISG1 | CPxxxxxxxxxxxxxxxxB1 |
| B2 | 1695-2180 | 5 - 6 | 65° | 3 | AISG1 | CPxxxxxxxxxxxxxxxxB2 |
| Y1 | 2490-2690 | 7 - 8 | 65° | 4 | AISG1 | CPxxxxxxxxxxxxxxxxY1 |
| Y2 | 2490-2690 | 9 - 10 | 65° | | | |

(Sizes of colored boxes are not true depictions of array sizes)

Port Configuration



Electrical Specifications

| | |
|------------------|--------|
| Impedance | 50 ohm |
|------------------|--------|

RHHTT-65A-R4-V2

| | |
|-----------------------------------|---|
| Operating Frequency Band | 1695 – 2180 MHz 2490 – 2690 MHz 694 – 960 MHz |
| Polarization | ±45° |
| Total Input Power, maximum | 1,000 W @ 50 °C |

Electrical Specifications

| Frequency Band, MHz | 694–862 | 880–960 | 1695–1920 | 1920–2180 | 2490–2690 |
|---|------------|------------|------------|------------|------------|
| Gain, dBi | 14.2 | 14.7 | 17.1 | 17.4 | 17.6 |
| Beamwidth, Horizontal, degrees | 68 | 63 | 61 | 61 | 65 |
| Beamwidth, Vertical, degrees | 16.2 | 14.1 | 7.4 | 6.8 | 5.6 |
| Beam Tilt, degrees | 3–18 | 3–18 | 3–13 | 3–13 | 3–13 |
| USLS (First Lobe), dB | 18 | 19 | 19 | 21 | 14 |
| Front-to-Back Ratio at 180°, dB | 32 | 32 | 31 | 36 | 38 |
| Isolation, Cross Polarization, dB | 25 | 25 | 25 | 25 | 25 |
| Isolation, Inter-band, dB | 30 | 30 | 30 | 30 | 30 |
| VSWR Return loss, dB | 1.5 14.0 | 1.5 14.0 | 1.5 14.0 | 1.5 14.0 | 1.5 14.0 |
| PIM, 3rd Order, 2 x 20 W, dBc | -150 | -150 | -150 | -150 | -150 |
| Input Power per Port at 50°C, maximum, watts | 300 | 300 | 250 | 250 | 200 |

Electrical Specifications, BASTA

| Frequency Band, MHz | 694–862 | 880–960 | 1695–1920 | 1920–2180 | 2490–2690 |
|--|---------------------------------------|---------------------------------------|--------------------------------------|--------------------------------------|--------------------------------------|
| Gain by all Beam Tilts, average, dBi | 13.9 | 14.4 | 16.8 | 17.1 | 16.9 |
| Gain by all Beam Tilts Tolerance, dB | ±0.5 | ±0.5 | ±0.5 | ±0.3 | ±0.9 |
| Gain by Beam Tilt, average, dBi | 3° 14.0 10° 14.0 18° 13.7 | 3° 14.7 10° 14.5 18° 14.0 | 3° 16.8 8° 16.9 13° 16.5 | 3° 17.1 8° 17.3 13° 16.9 | 3° 16.8 8° 17.1 13° 16.4 |
| Beamwidth, Horizontal Tolerance, degrees | ±2.4 | ±2.5 | ±3.8 | ±2.2 | ±2.2 |
| Beamwidth, Vertical Tolerance, degrees | ±1.4 | ±0.9 | ±0.4 | ±0.5 | ±0.4 |
| USLS, beampeak to 20° above beampeak, dB | 18 | 19 | 12 | 14 | 13 |
| Front-to-Back Total Power at 180° ± 30°, dB | 25 | 23 | 27 | 26 | 28 |

RHHTT-65A-R4-V2

| | | | | | |
|-----------------------------|----|----|----|----|----|
| CPR at Boresight, dB | 20 | 21 | 20 | 20 | 19 |
| CPR at Sector, dB | 10 | 9 | 10 | 9 | 9 |

Mechanical Specifications

| | |
|---|---|
| Wind Loading @ Velocity, frontal | 221.0 N @ 150 km/h (49.7 lbf @ 150 km/h) |
| Wind Loading @ Velocity, lateral | 185.0 N @ 150 km/h (41.6 lbf @ 150 km/h) |
| Wind Loading @ Velocity, maximum | 469.0 N @ 150 km/h (105.4 lbf @ 150 km/h) |
| Wind Loading @ Velocity, rear | 234.0 N @ 150 km/h (52.6 lbf @ 150 km/h) |
| Wind Speed, maximum | 241 km/h (150 mph) |

Packaging and Weights

| | |
|-----------------------|---------------------|
| Width, packed | 448 mm 17.638 in |
| Depth, packed | 355 mm 13.976 in |
| Length, packed | 1544 mm 60.787 in |
| Weight, gross | 33.9 kg 74.737 lb |

Regulatory Compliance/Certifications

| Agency | Classification |
|---------------|--|
| CHINA-ROHS | Below maximum concentration value |
| ISO 9001:2015 | Designed, manufactured and/or distributed under this quality management system |
| REACH-SVHC | Compliant as per SVHC revision on www.commscope.com/ProductCompliance |
| ROHS | Compliant |
| UK-ROHS | Compliant |



Included Products

| | | |
|----------|---|--|
| BSAMNT-3 | – | Wide Profile Antenna Downtilt Mounting Kit for 2.4 - 4.5 in (60 - 115 mm) OD round members. Kit contains one scissor top bracket set and one bottom bracket set. |
|----------|---|--|

* Footnotes

| | |
|-------------------------|---|
| Performance Note | Severe environmental conditions may degrade optimum performance |
|-------------------------|---|

BSAMNT-3



Wide Profile Antenna Downtilt Mounting Kit for 2.4 - 4.5 in (60 - 115 mm) OD round members. Kit contains one scissor top bracket set and one bottom bracket set.

Product Classification

Product Type Downtilt mounting kit

General Specifications

Application Outdoor

Color Silver

Dimensions

Compatible Diameter, maximum 115 mm | 4.528 in

Compatible Diameter, minimum 60 mm | 2.362 in

Weight, net 6.2 kg | 13.669 lb

Material Specifications

Material Type Galvanized steel

Packaging and Weights

Included Brackets | Hardware

Packaging quantity 1

Weight, gross 6.4 kg | 14.11 lb

Regulatory Compliance/Certifications

| Agency | Classification |
|---------------|--|
| CE | Compliant with the relevant CE product directives |
| CHINA-ROHS | Below maximum concentration value |
| ISO 9001:2015 | Designed, manufactured and/or distributed under this quality management system |
| REACH-SVHC | Compliant as per SVHC revision on www.commscope.com/ProductCompliance |
| ROHS | Compliant |
| UK-ROHS | Compliant |

BSAMNT-3

