


E15R30P03



Dual Band Tower Mounted Amplifier, 800//900 MHz, 12 dB, 2 BTS & 2 ANT ports, AISG 2 > 2 with 1 RET connector (1 device with 4 sub-units)

Product Classification

Product Type 1-BTS:2-ANT (Diplex) | Tower mounted amplifier

General Specifications

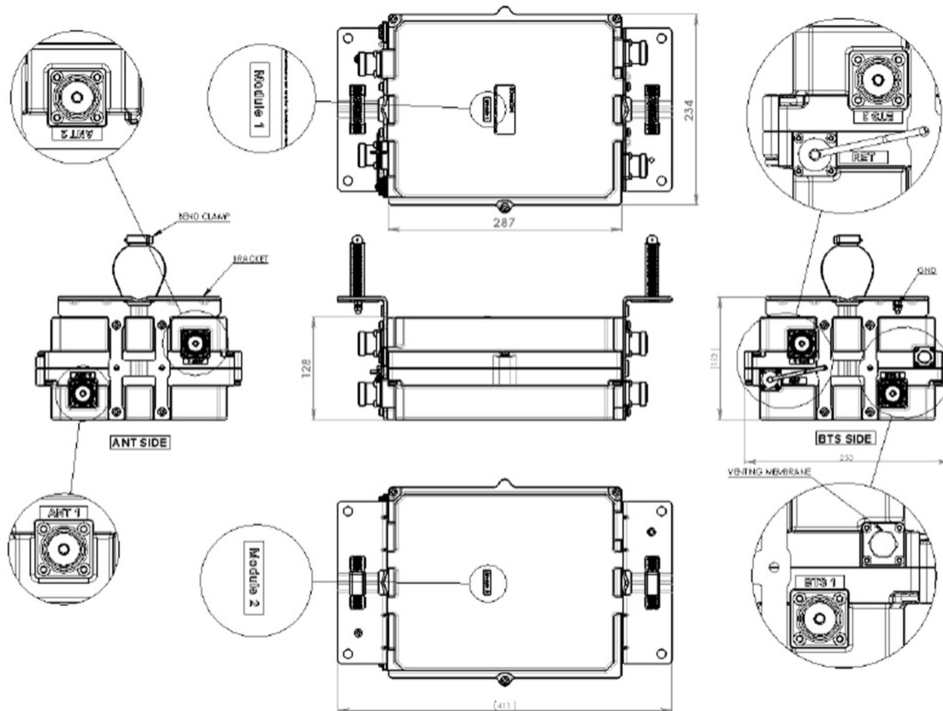
Color Gray
Modularity 2-Twin
Mounting Pipe Hardware Band clamps (2)
RF Connector Interface 7-16 DIN Female

Dimensions

Height 287 mm | 11.299 in
Width 234 mm | 9.213 in
Depth 128 mm | 5.039 in
Mounting Pipe Diameter Range 50–120 mm

Outline Drawing

E15R30P03



Electrical Specifications

License Band, LNA CEL 900 | EDD 800

Electrical Specifications, dc Power/Alarm

dc Switching/Redundancy Yes

Lightning Surge Current 10 kA

Lightning Surge Current Waveform 8/20 waveform

Voltage 7–30 Vdc

Alarm Current, CWA Mode 190 mA ±10 mA

Electrical Specifications, AISG

AISG Connector 8-pin DIN Female

AISG Connector Standard IEC 60130-9

Protocol AISG 2.0

Voltage, AISG Mode 10–30 Vdc

Electrical Specifications

Sub-module

1 | 2

1 | 2

E15R30P03

Branch	1	2
Port Designation	ANT 800	ANT 900
License Band	EDD 800, LNA	CEL 900, LNA
Return Loss, typical, dB	20	20

Electrical Specifications Rx (Uplink)

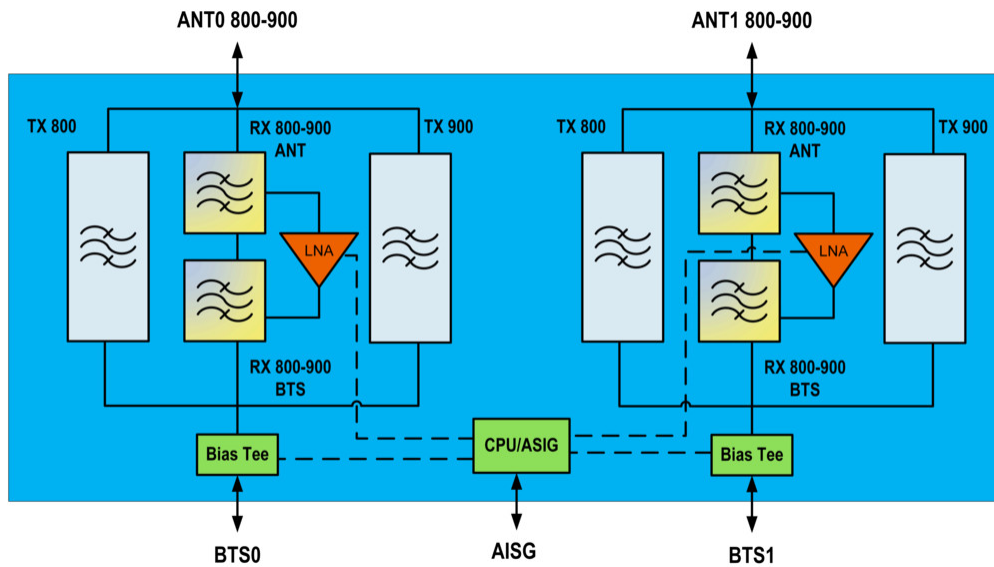
Frequency Range, MHz	832–862	880–915
Bandwidth, MHz	30	35
Gain, nominal, dB	12	12
Noise Figure, typical, dB	1.25	1.25
Group Delay Variation, maximum, ns	110	110
Group Delay Variation Bandwidth, MHz	5	5
Total Group Delay, maximum, ns	240	250
Return Loss, minimum, dB	16	16
Insertion Loss - Bypass Mode, typical, dB	2.7	2.7

Electrical Specifications Tx (Downlink)

Frequency Range, MHz	791–821	925–960
Bandwidth, MHz	30	35
Insertion Loss, maximum, dB	0.85	0.85
Insertion Loss, typical, dB	0.75	0.75
Group Delay Variation, maximum, ns	45	50
Group Delay Variation Bandwidth, MHz	5	5
Total Group Delay, maximum, ns	110	110
Return Loss, minimum, dB	18	18
Return Loss, typical, dB	20	20
Input Power, RMS, maximum, W	200	200
Input Power, PEP, maximum, W	2000	2000
3rd Order PIM, typical, dBc	-156	-156
3rd Order PIM Test Method	Two +43 dBm carriers	Two +43 dBm carriers

Block Diagram

E15R30P03



Environmental Specifications

Operating Temperature	-40 °C to +65 °C (-40 °F to +149 °F)
Relative Humidity	Up to 100%
Corrosion Test Method	IEC 60068-2-11, 30 days
Ingress Protection Test Method	IEC 60529:2001, IP67

Packaging and Weights

Included	Mounting hardware
Volume	8.6 L
Weight, net	11.3 kg 24.912 lb

Regulatory Compliance/Certifications

Agency	Classification
ISO 9001:2015	Designed, manufactured and/or distributed under this quality management system



* Footnotes

License Band, LNA	License Bands that have RxUplink amplification
--------------------------	--