


E16R30P00



Dual Band Tower Mounted Amplifier, 800//900 MHz, 12 dB, 2 BTS & 2 ANT ports, AISG with 1 RET connector (2 device with 2 sub-units), with 4.3-10 connectors

- 2 devices with 2 sub-units
- Uses the 4.3-10 connector which is 40 percent smaller than the 7-16 DIN connector

Product Classification

Product Type 1-BTS:2-ANT (Diplex) | Tower mounted amplifier

General Specifications

Color Gray

Modularity 2-Twin

Mounting Pipe Hardware Band clamps (2)

RF Connector Interface 4.3-10 Female

Dimensions

Height 287 mm | 11.299 in

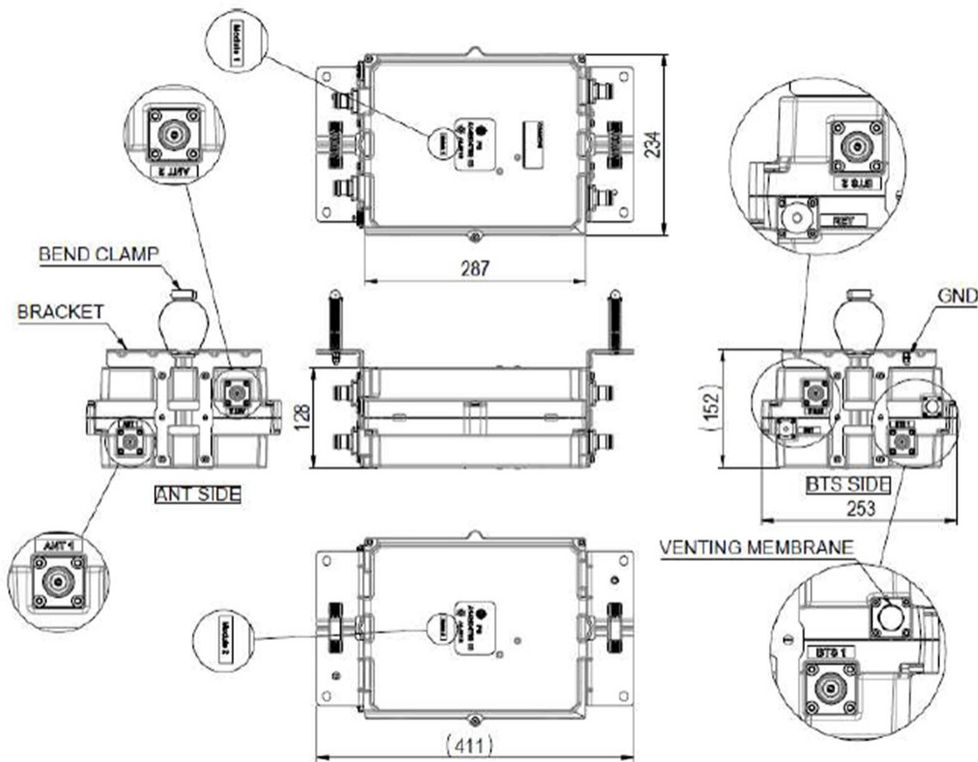
Width 234 mm | 9.213 in

Depth 128 mm | 5.039 in

Mounting Pipe Diameter Range 50–120 mm

E16R30P00

Outline Drawing



Electrical Specifications

License Band, LNA CEL 900 | EDD 800

Electrical Specifications, dc Power/Alarm

dc Switching/Redundancy	Yes
Lightning Surge Current	10 kA
Lightning Surge Current Waveform	8/20 waveform
Voltage	7–30 Vdc
Alarm Current, CWA Mode	190 mA ±10 mA

Electrical Specifications, AISG

AISG Connector	8-pin DIN Female
AISG Connector Standard	IEC 60130-9
Protocol	AISG 2.0
Voltage, AISG Mode	10–30 Vdc

E16R30P00

Electrical Specifications

Sub-module	1 2	1 2
Branch	1	2
Port Designation	ANT 800	ANT 900
License Band	EDD 800, LNA	CEL 900, LNA
Return Loss, typical, dB	20	20

Electrical Specifications Rx (Uplink)

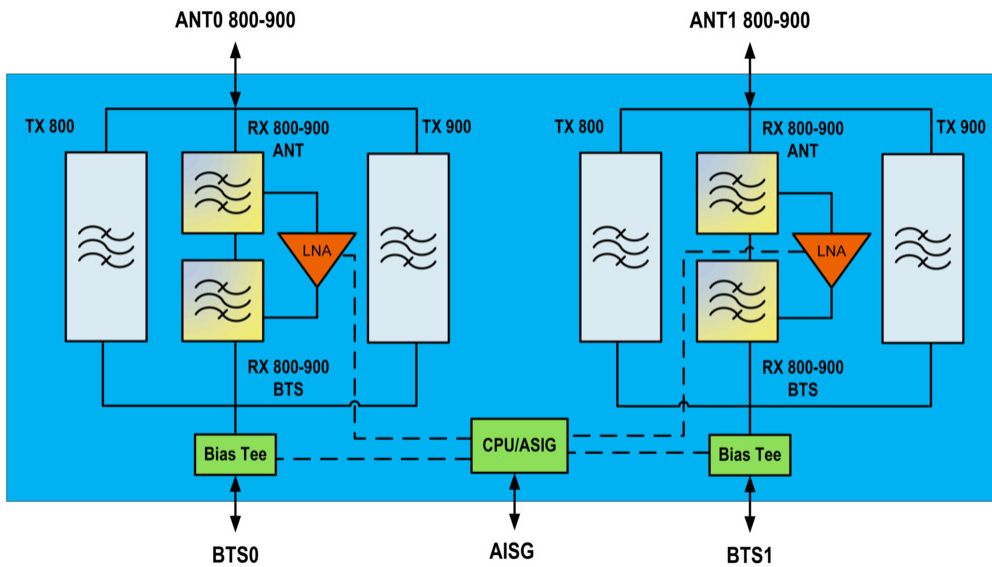
Frequency Range, MHz	832–862	880–915
Bandwidth, MHz	30	35
Gain, nominal, dB	12	12
Noise Figure, typical, dB	1.25	1.25
Group Delay Variation, maximum, ns	110	110
Group Delay Variation Bandwidth, MHz	5	5
Total Group Delay, maximum, ns	240	250
Return Loss, minimum, dB	16	16
Insertion Loss - Bypass Mode, typical, dB	2.7	2.7

Electrical Specifications Tx (Downlink)

Frequency Range, MHz	791–821	925–960
Bandwidth, MHz	30	35
Insertion Loss, maximum, dB	0.85	0.85
Insertion Loss, typical, dB	0.75	0.75
Group Delay Variation, maximum, ns	45	50
Group Delay Variation Bandwidth, MHz	5	5
Total Group Delay, maximum, ns	110	110
Return Loss, minimum, dB	18	18
Return Loss, typical, dB	20	20
Input Power, RMS, maximum, W	200	200
Input Power, PEP, maximum, W	2000	2000
3rd Order PIM, typical, dBc	-156	-156
3rd Order PIM Test Method	Two +43 dBm carriers	Two +43 dBm carriers

Block Diagram

E16R30P00



Environmental Specifications

Operating Temperature	-40 °C to +65 °C (-40 °F to +149 °F)
Relative Humidity	Up to 100%
Corrosion Test Method	IEC 60068-2-11, 30 days
Ingress Protection Test Method	IEC 60529:2001, IP67

Packaging and Weights

Included	Mounting hardware
Volume	8.6 L
Weight, net	11.3 kg 24.912 lb

Regulatory Compliance/Certifications

Agency	Classification
ISO 9001:2015	Designed, manufactured and/or distributed under this quality management system



* Footnotes

License Band, LNA	License Bands that have RxUplink amplification
--------------------------	--