


FOSC-600

Base Product



FOSC® 600 Fiber Optic Splice Closure

The FOSC 600 C and D closures are more than just fiber optic splice closures. They are rugged and versatile platforms that can be deployed anywhere in the outside plant for a multitude of functions including the splicing of most any type and size of cable, the housing of connectorized distribution and demarcation points, and the deployment of optical passives.

The sealing system for FOSC 600 closures builds on the proven reliability of FOSC 400 and FOSC 450 closures and features the versatile and popular gel-sealing technology for terminating cables, and a unique latching system for quickly opening and closing the body.

The closure FOSC 600 is offered in 2 sizes:

600 C

32.6 in (828 mm) long and 6 in (152 mm) high for holding up to 5 D-type splice trays in a butt configuration

600 D

32.6 in (828 mm) long and 10 in (254 mm) high for holding up to 9 D-type splice trays in a butt configuration

Key features of the FOSC 600 closures:

- Butt or inline splice closure
- Gel-seal technology
- Hinging trays
- Large fiber capacity
- Superior fiber management
- Excellent consolidation or rehabilitation closure
- Up to 16 separate cable ports
- Sized for cables up to 35mm in diameter and 1728 fibers
- Field configurable for butt or in-line splicing
- All internal parts can be removed for reconfiguration
- Both C and D closures use CommScope's "D" size splice trays
- Storage basket included with all closures can be extended in length or repositioned vertically depending on application
- Slack ribbon storage on the same tray as mass fusion splices is possible with use of a ribbon tray
- Backed by CommScope's extensive network of technical field support specialists

Product Classification

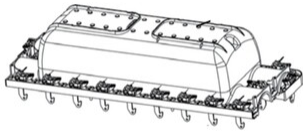
Product Type	In-line, rectangular fiber closure
Product Series	FOSC 600

General Specifications

FOSC-600

Cable Ports Quantity, total	4 multi-out ports (16 cables)
Cable Sealing Type	Compressed gel
Closure Sealing Type	Captured bolts Over-centered latches with rubber gasket
Closure Style	In-line Single-ended
Color	Black
Mounting	Pole Strand Wall
Network Area Type	Feeder Trunk
Splicing Type, Supported	Mass fusion Single fusion

Dimension Drawing



Description	Length in (cm)	Height in (cm)	Width in (cm)
600 C	32.6 (82.8)	6.0 (15.2)	10.8 (27.4)
600 D	32.6 (82.8)	10.0 (25.4)	10.8 (27.4)

Port Configuration

Cable port capacity: 3-port		
Minimum Ø	2x8 mm	2x8 mm
	1x28 mm	1x28 mm
Maximum Ø	2x22 mm	2x22 mm
	1x35 mm	1x35 mm
Cable port capacity: 4-port		
Minimum Ø	2x8 mm	2x8 mm
	2x10 mm	2x10 mm
Maximum Ø	2x22 mm	2x22 mm
	2x28 mm	2x28 mm

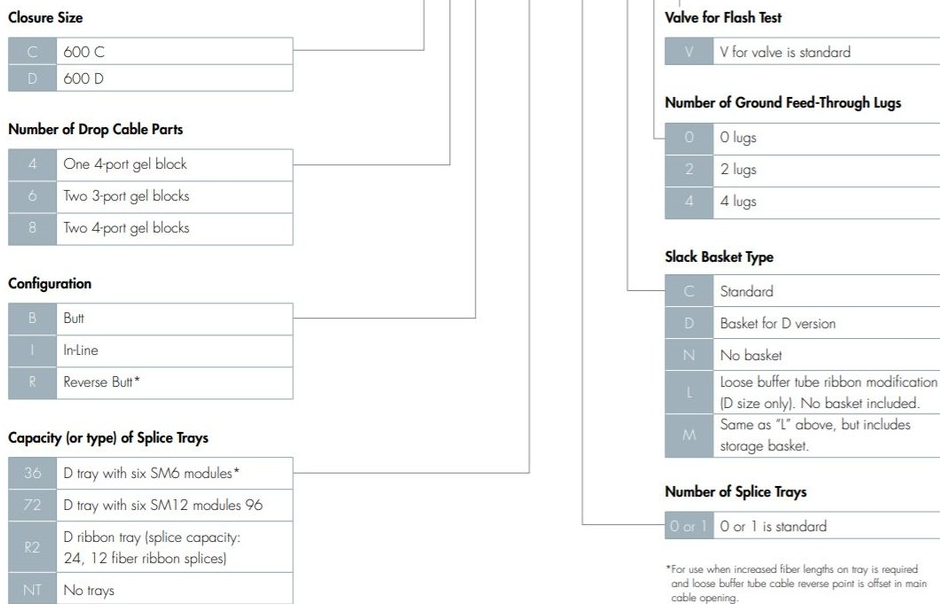
Splicing Configuration

FOSC-600

In-line	Fibers	Trays	Fibers	Trays
Single element splicing	288	3	672	7
Ribbon fiber splicing	576	2	1152	4
Single-ended	Fibers	Trays	Fibers	Trays
Single element splicing	480	5	864	9
Ribbon fiber splicing	864	3	1728	6

Ordering Tree

FOSC 600 - X X X - XX - X - X X X



Material Specifications

Material Type Rugged polymer

Environmental Specifications

Environmental Space Below ground | Buried

Qualification Standards Telcordia GR-771-CORE, 20 ft waterhead

Regulatory Compliance/Certifications

Agency ISO 9001:2015
Classification Designed, manufactured and/or distributed under this quality management system

FOSC-600
