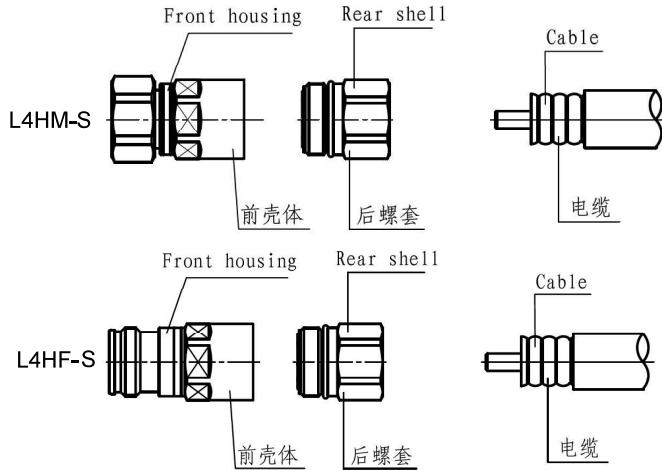


## HELIAX® L4HM-S / L4HF-S Connector Attachment

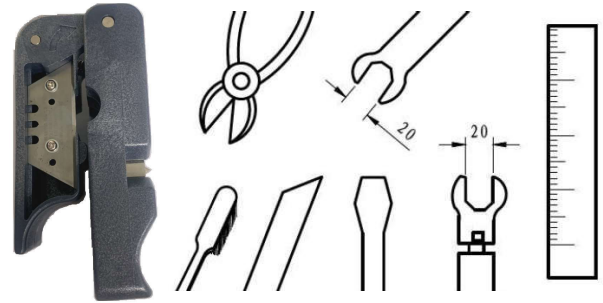
For 4.3-10 Connectors

Bulletin 7844128 Revision B Page 1 of 2

CommScope Infrastructure Academy offers installation training.



Installation tool L4310-GT required for L4HM-S / L4HF-S



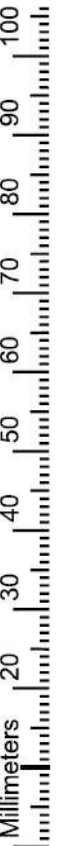
连接器及电缆配件图

Connector and cable accessories

装配工具

Assembly tool

<p>1. 用刀片剥电缆的外皮, 剥线尺寸 35-45mm</p> <p>1. Cut the jacketing of the cable with the knife, the dimension is 35-45mm</p>	<p>2. 用刀片将电缆的外皮去除, 保证最少有七个槽出来。</p> <p>2. Remove the jacketing of the cable with a blade to ensure that there are at least seven corrugations exposed.</p>	<p>3. 用1/2馈线刀按图中所示将外导体和绝缘层剥断。</p> <p>3. Using the installation tool, strip the outer conductor and insulation layer as shown in figure.</p>	<p>4. 将电缆的内导体剪断, 长 10.5 ± 0.5mm</p> <p>4. Cut the cable inner conductor to length of 10.5±0.5mm</p>
<p>5. 将连接器后螺套推入电缆中</p> <p>5. Push connector rear shell sleeve onto cable</p>		<p>6. 用剥线刀将电缆内导体口部倒角</p> <p>6. Bevel the cable end with the tool</p>	<p>7. 用剥线工具将电缆绝缘层向内压, 将铜皮涨开并修圆。</p> <p>7. Using tool to press the insulation layer inwards with cable stripping tool, make the copper open up and make it round.</p>

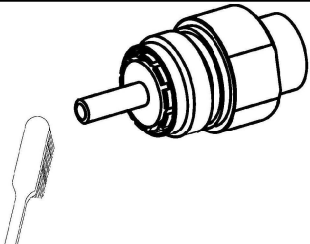
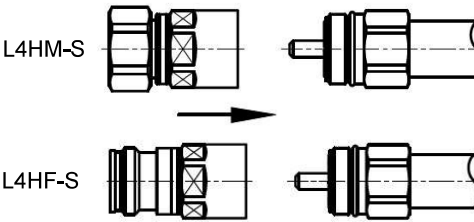
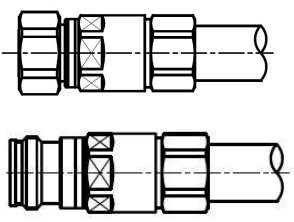
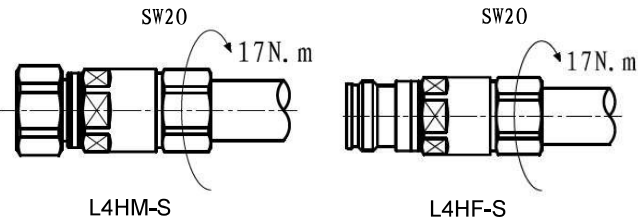
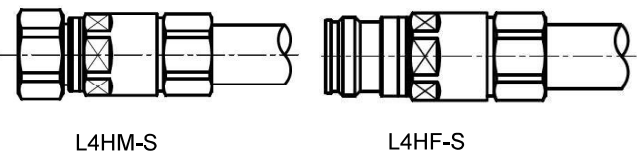


## HELIAX® L4HM-S / L4HF-S Connector Attachment

For 4.3-10 Connectors

Bulletin 7844128 Revision B Page 2 of 2

CommScope Infrastructure Academy offers installation training.

				
<p>8、用刷子清除端面毛刺和碎屑。</p> <p>8、Remove burrs and debris with a brush on the surface.</p>	<p>9、将前壳体推入后螺套，用手将螺套旋紧。</p> <p>9、Press the front housing into the rear shell, tighten the nut by hand.</p>			
				
<p>10、前壳体固定，后螺套用17N.m力矩将前壳体与后螺套拧紧</p> <p>10、Fix the front housing and tighten the rear screw shell with 17N.m torque</p>	<p>11、完成</p> <p>11、Finished</p>			
<table border="0" style="width: 100%;"> <tr> <td style="width: 50%; vertical-align: top;"> <p><b>CommScope</b> 1100 CommScope Place SE P.O. Box 339, Hickory, NC 28603-0339 (828) 324-2200 (800) 982-1708 <a href="http://www.commscope.com">www.commscope.com</a></p> <p><small>Notice: CommScope disclaims any liability or responsibility for the results of improper or unsafe installation, inspection, maintenance, or removal practices. Aviso: CommScope no acepta ninguna obligación ni responsabilidad como resultado de prácticas incorrectas o peligrosas de instalación, inspección, mantenimiento o retiro. Avis : CommScope décline toute responsabilité pour les conséquences de procédures d'installation, d'inspection, d'entretien ou de retrait incorrectes ou dangereuses. Hinweis: CommScope lehnt jede Haftung oder Verantwortung für Schäden ab, die aufgrund unsachgemäßer Installation, Überprüfung, Wartung oder Demontage auftreten. Atenção: A CommScope abdica do direito de toda responsabilidade pelos resultados de práticas inadequadas e sem segurança de instalação, inspeção, manutenção ou remoção. Avvertenza: CommScope declina eventuali responsabilità derivanti dall'esecuzione di procedure di installazione, ispezione, manutenzione e smontaggio improprie o poco sicure. 注意: CommScope 公司申明對於不恰當或不安全的安裝、檢驗、維修或拆卸操作所導致的後果不負責任 何義務和責任</small></p> <p>© 2020 CommScope</p> </td> <td style="width: 50%; vertical-align: top;"> <p><b>Technical Support</b> +1 888 297 6433, Option 3 (Toll Free US and Canada) +1 828 323 4220, Option 3 (local) <a href="https://www.commscope.com/wisupport">https://www.commscope.com/wisupport</a> (open a ticket)</p> </td> </tr> </table>			<p><b>CommScope</b> 1100 CommScope Place SE P.O. Box 339, Hickory, NC 28603-0339 (828) 324-2200 (800) 982-1708 <a href="http://www.commscope.com">www.commscope.com</a></p> <p><small>Notice: CommScope disclaims any liability or responsibility for the results of improper or unsafe installation, inspection, maintenance, or removal practices. Aviso: CommScope no acepta ninguna obligación ni responsabilidad como resultado de prácticas incorrectas o peligrosas de instalación, inspección, mantenimiento o retiro. Avis : CommScope décline toute responsabilité pour les conséquences de procédures d'installation, d'inspection, d'entretien ou de retrait incorrectes ou dangereuses. Hinweis: CommScope lehnt jede Haftung oder Verantwortung für Schäden ab, die aufgrund unsachgemäßer Installation, Überprüfung, Wartung oder Demontage auftreten. Atenção: A CommScope abdica do direito de toda responsabilidade pelos resultados de práticas inadequadas e sem segurança de instalação, inspeção, manutenção ou remoção. Avvertenza: CommScope declina eventuali responsabilità derivanti dall'esecuzione di procedure di installazione, ispezione, manutenzione e smontaggio improprie o poco sicure. 注意: CommScope 公司申明對於不恰當或不安全的安裝、檢驗、維修或拆卸操作所導致的後果不負責任 何義務和責任</small></p> <p>© 2020 CommScope</p>	<p><b>Technical Support</b> +1 888 297 6433, Option 3 (Toll Free US and Canada) +1 828 323 4220, Option 3 (local) <a href="https://www.commscope.com/wisupport">https://www.commscope.com/wisupport</a> (open a ticket)</p>
<p><b>CommScope</b> 1100 CommScope Place SE P.O. Box 339, Hickory, NC 28603-0339 (828) 324-2200 (800) 982-1708 <a href="http://www.commscope.com">www.commscope.com</a></p> <p><small>Notice: CommScope disclaims any liability or responsibility for the results of improper or unsafe installation, inspection, maintenance, or removal practices. Aviso: CommScope no acepta ninguna obligación ni responsabilidad como resultado de prácticas incorrectas o peligrosas de instalación, inspección, mantenimiento o retiro. Avis : CommScope décline toute responsabilité pour les conséquences de procédures d'installation, d'inspection, d'entretien ou de retrait incorrectes ou dangereuses. Hinweis: CommScope lehnt jede Haftung oder Verantwortung für Schäden ab, die aufgrund unsachgemäßer Installation, Überprüfung, Wartung oder Demontage auftreten. Atenção: A CommScope abdica do direito de toda responsabilidade pelos resultados de práticas inadequadas e sem segurança de instalação, inspeção, manutenção ou remoção. Avvertenza: CommScope declina eventuali responsabilità derivanti dall'esecuzione di procedure di installazione, ispezione, manutenzione e smontaggio improprie o poco sicure. 注意: CommScope 公司申明對於不恰當或不安全的安裝、檢驗、維修或拆卸操作所導致的後果不負責任 何義務和責任</small></p> <p>© 2020 CommScope</p>	<p><b>Technical Support</b> +1 888 297 6433, Option 3 (Toll Free US and Canada) +1 828 323 4220, Option 3 (local) <a href="https://www.commscope.com/wisupport">https://www.commscope.com/wisupport</a> (open a ticket)</p>			

