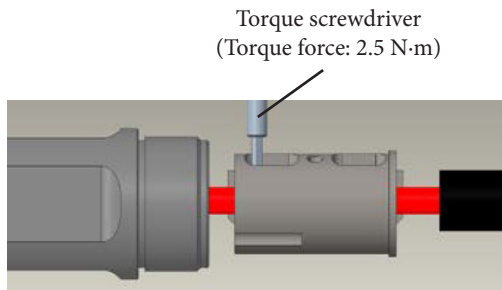


PCA-16-25MM2-2C Adaptor

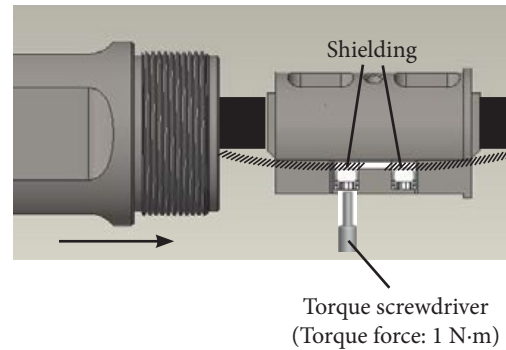
for 2 Core DC Power Cable Installation

Bulletin 7859699 Revision F Page 2 of 2

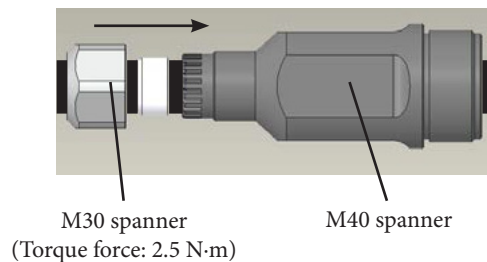
- 7** Tighten the screws in the two holes by using a torque screwdriver. The torque force should be 2.5 N·m to avoid short circuits. Repeat the 6th and 7th steps again to assemble the cable to the other side of the insulator.



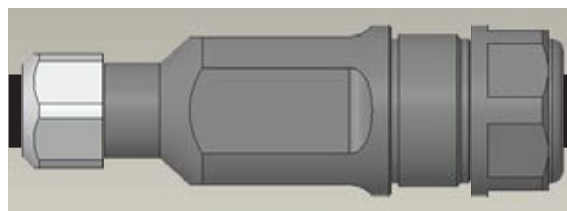
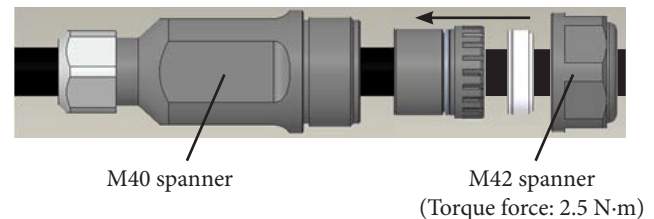
- 8** Tighten the shielding screw in shield terminal by using a torque screwdriver. The torque force should be 1 N·m. Side the No.5 shell over the No.7 insulator.



- 9** Press the sealing rubber into the No.5 shell. Assemble the No.1 nut and No.2 Hold-down ring (if utilized) onto the No.5 shell using an M30 spanner and an M40 spanner as shown. The torque force should be 2.5 N·m.



- 10** Press the No.8 plastic clip into the No.5 shell. Press the sealing rubber into the No.8 plastic clip. Assemble the No.12 nut and No.11 Hold-down ring (if utilized) onto the No.5 shell using an M40 spanner and an M42 spanner as shown. The torque force should be 2.5 N·m.



Completed assembly

CommScope

3642 E US Highway 70, Claremont, NC 28610 USA
(828) 324-2200 (800) 982-1708
www.commscope.com

Technical Support

+1 888 297 6433, Option 3 (Toll Free US and Canada)
+1 828 323 4220, Option 3 (local)
<https://www.commscope.com/wisupport> (open a ticket)

Notice: CommScope disclaims any liability or responsibility for the results of improper or unsafe installation, inspection, maintenance, or removal practices.

Aviso: CommScope no acepta ninguna obligación ni responsabilidad como resultado de prácticas incorrectas o peligrosas de instalación, inspección, mantenimiento o retiro.

Avis: CommScope décline toute responsabilité pour les conséquences de procédures d'installation, d'inspection, d'entretien ou de retrait incorrectes ou dangereuses.

Hinweis: CommScope lehnt jede Haftung oder Verantwortung für Schäden ab, die aufgrund unsachgemäßer Installation, Überprüfung, Wartung oder Demontage auftreten.

Atenção: A CommScope abdica do direito de toda responsabilidade pelos resultados de práticas inadequadas e sem segurança de instalação, inspeção, manutenção ou remoção.

Avvertenza: CommScope declina eventuali responsabilità derivanti dall'esecuzione di procedure di installazione, ispezione, manutenzione e smontaggio improprie o poco sicure.

注意: CommScope 公司申明對於不恰當或不安全的安裝、檢驗、維修或拆卸操作所導致的後果不負責任 何義務和責任