

4

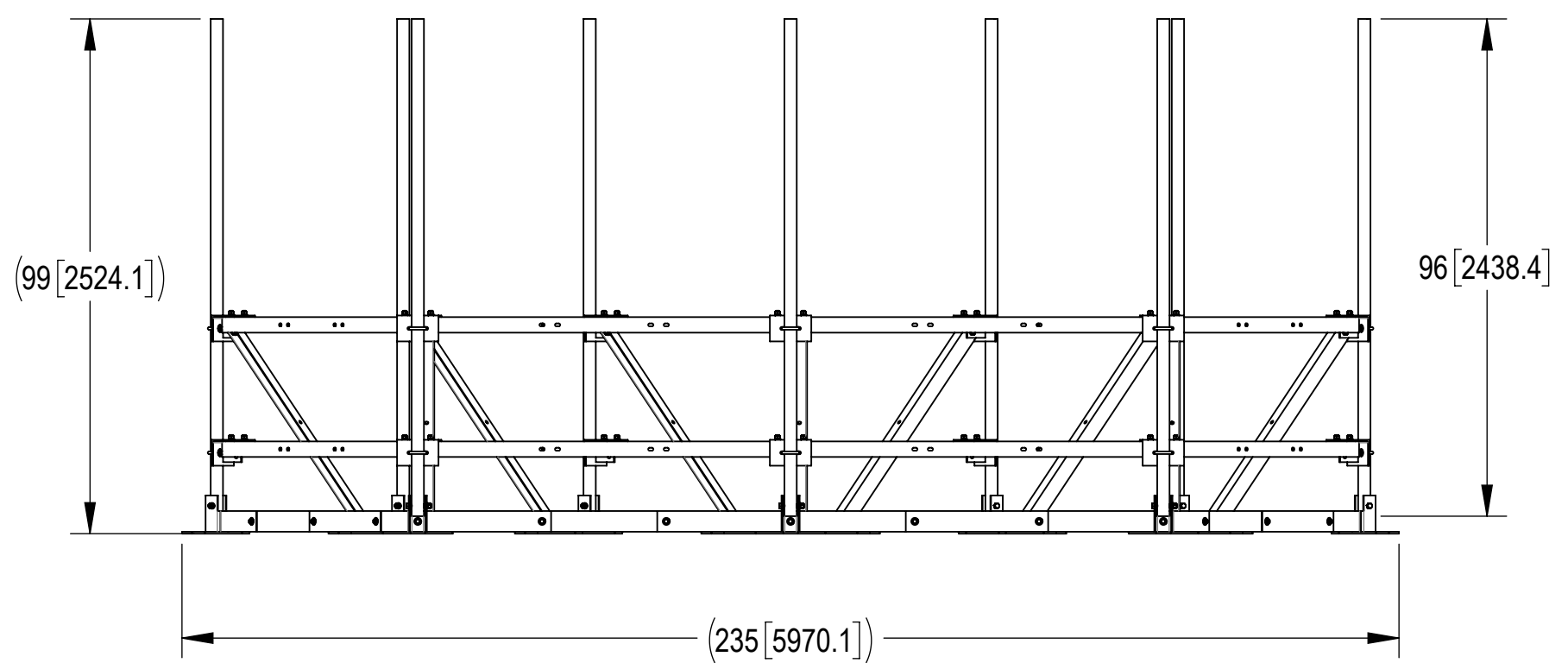
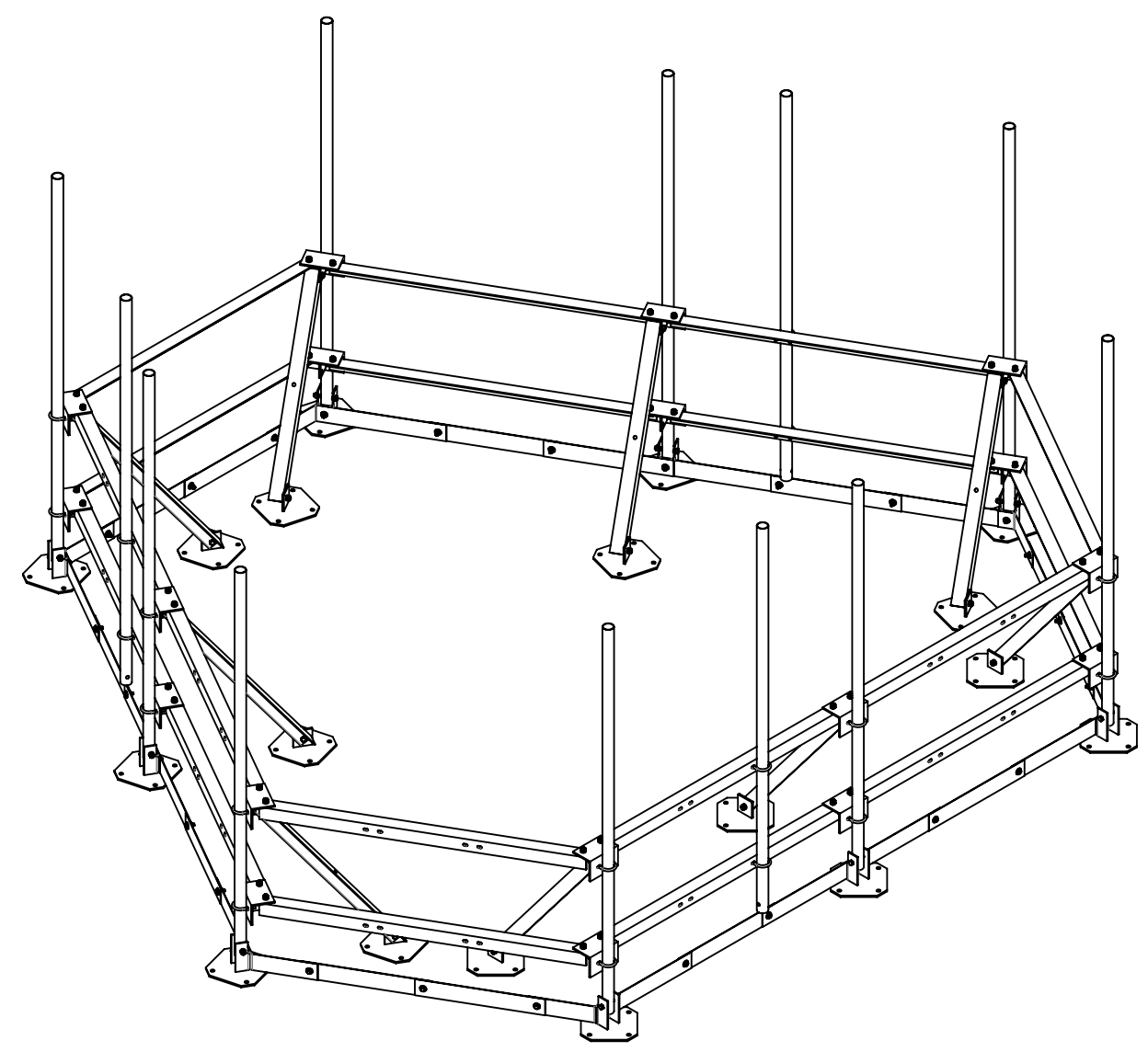
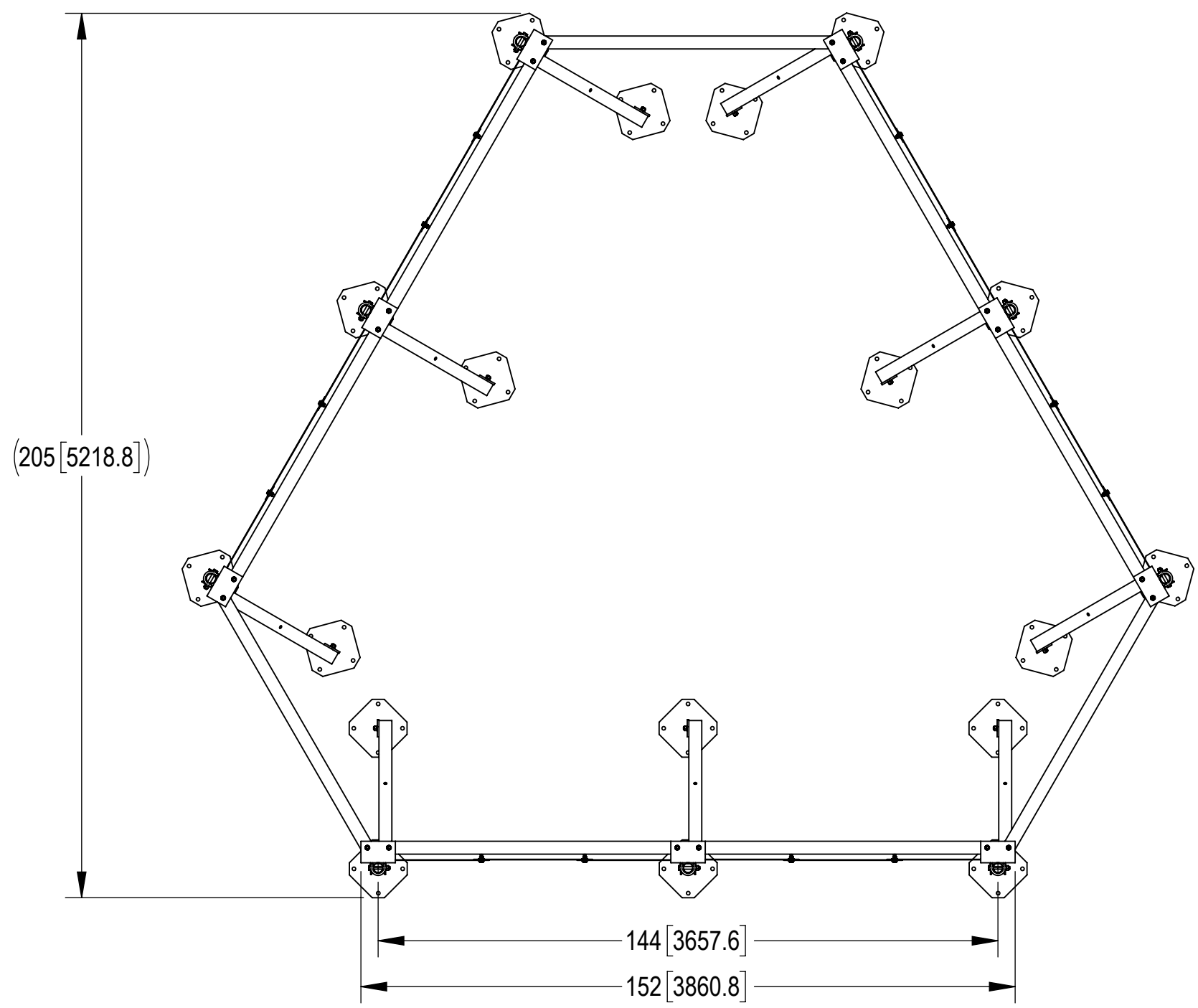
3

2

1

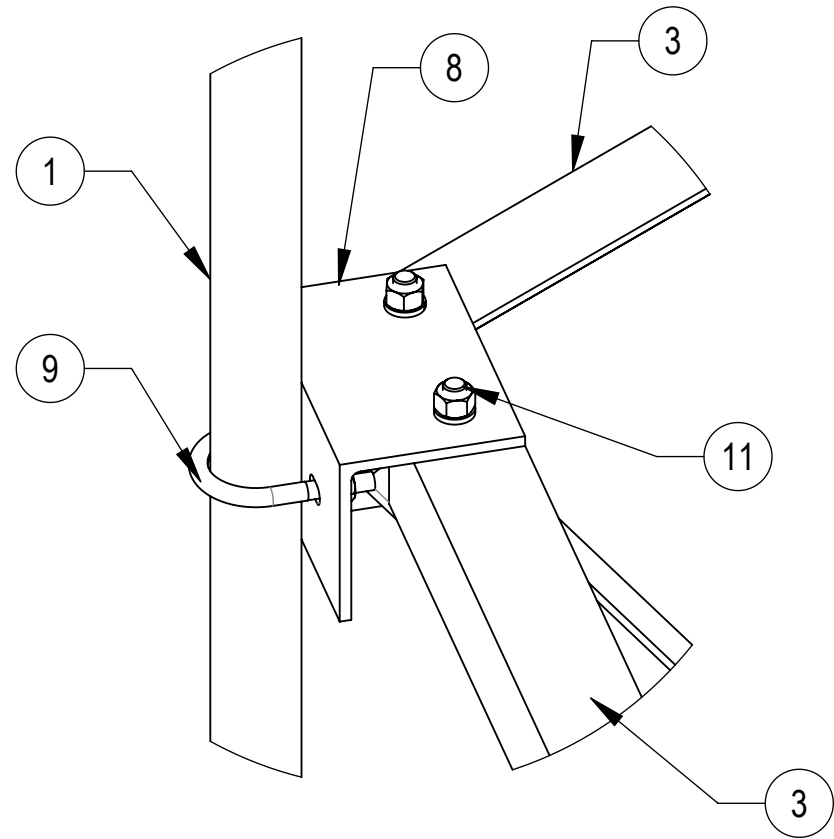
- 1.0 GENERAL NOTES
 - 1.1 ALL METRIC DIMENSIONS ARE IN BRACKETS [X. X]
 - 1.2 FOR PATENT INFO: <https://www.cs-pat.com>
- 2.0 DESIGN NOTES
- 3.0 MANUFACTURING/SPECIAL REQUIREMENTS
 - 3.1 TIGHTEN ALL BOLTS SECURING FLAT PLATES BY THE TURN-OF-NUT METHOD. TIGHTEN ALL U-BOLTS USING TURN-OF-NUT METHOD WITH ATTENTION TO LEAVE EQUAL DISTANCE AND EQUAL FORCE ON EACH LEG OF THE U-BOLT.
- 4.0 TEST
- 5.0 PACKAGING
 - 5.1 PACKAGING SHALL MEET COMMSCOPE REQUIREMENTS PER DOCUMENT IS-PL-3005
 - 5.2 PRINTED DOCUMENT TO BE PLACED INSIDE POLYBAG AND THEN IN SHIPPING CONTAINER
 - 5.3 EXTRA HARDWARE MAY BE SUPPLIED, BAGGED AND SHIPPED

REVISIONS			
REV.	DESCRIPTION	DATE	APPROVED
E	REDRAWN INDIVIDUAL DRAWING	RY1002 20JUN24	BA1025 40198581CMO

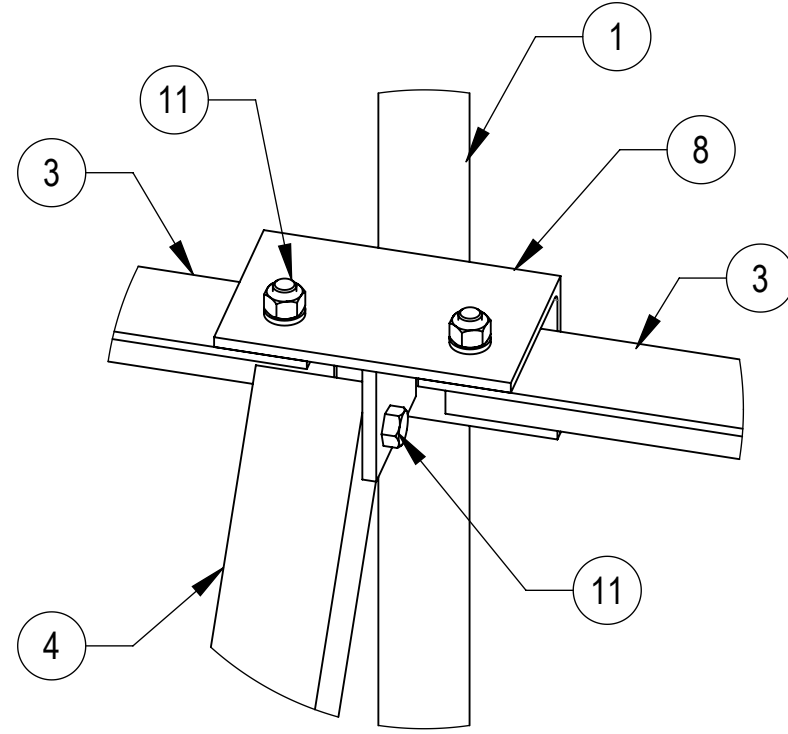


DENSITY	1531.93	lbs/in ³
MASS	5435.94	lbs
VOLUME	54287.10	in ³
SURFACE AREA		in ²
HEIGHT	99"	
LENGTH	235"	
WIDTH	205"	

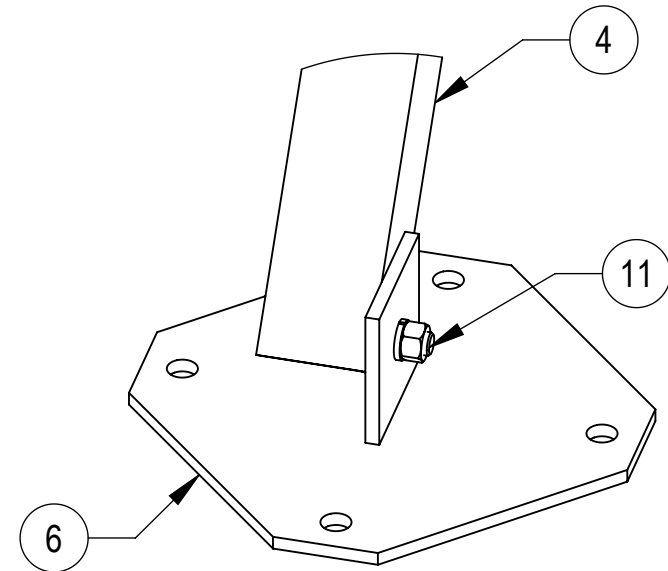
COMMSCOPE, INC. OF NORTH CAROLINA								
TOLERANCES			SAP MATERIAL MASTER					
1 PLACE .X[X] ± .06[1.5]		3 PLACE .XXX[X] ± .010[0.3]		WT-RTA12-12-96				
2 PLACE .XX[X] ± .03[0.8]		ANGLES ± 2°						
FINISH			MATERIAL					
UNLESS OTHERWISE SPECIFIED DIMENSIONS ARE IN INCHES INTERPRET PER ANSI Y 14.5M-1994	NAME	DATE	TITLE					
	CE RY1002	20JUN24	ROOF TOP ASSEMBLY, 12' FACE, 12PIPE MT					
	RW RY1002	06/20/2024						
	AD YMENG	06/25/2024	SCALE	DOCUMENT NO.				
	RE RY1002	07/08/2024	1:48	WT-RTA12-12-96				
ECN 40198581CMO								
SIZE	Auth Group	INSL	MODEL		DRAWING			
C		VERSION	STATUS	REVISION	VERSION	STATUS	REVISION	SHEET
		00	RE	A	00	RE	E	1 OF 2



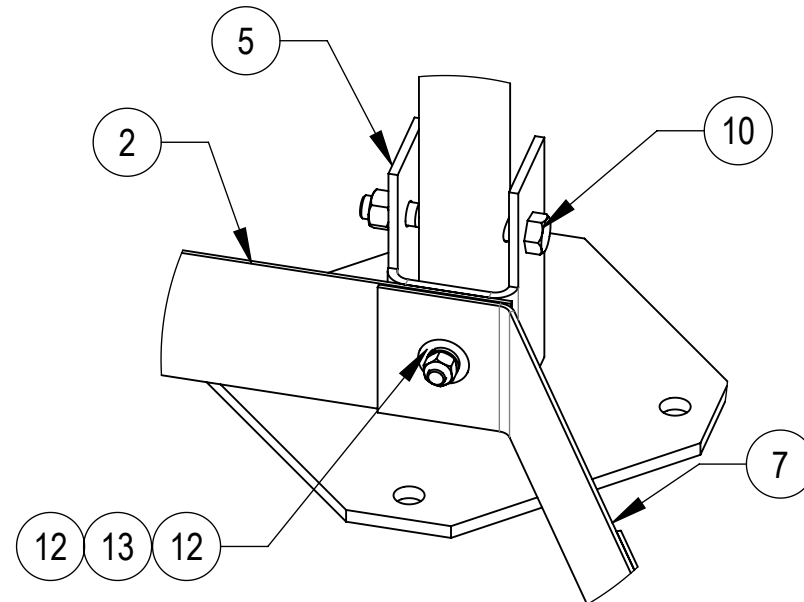
DETAIL A
SCALE 1 : 5



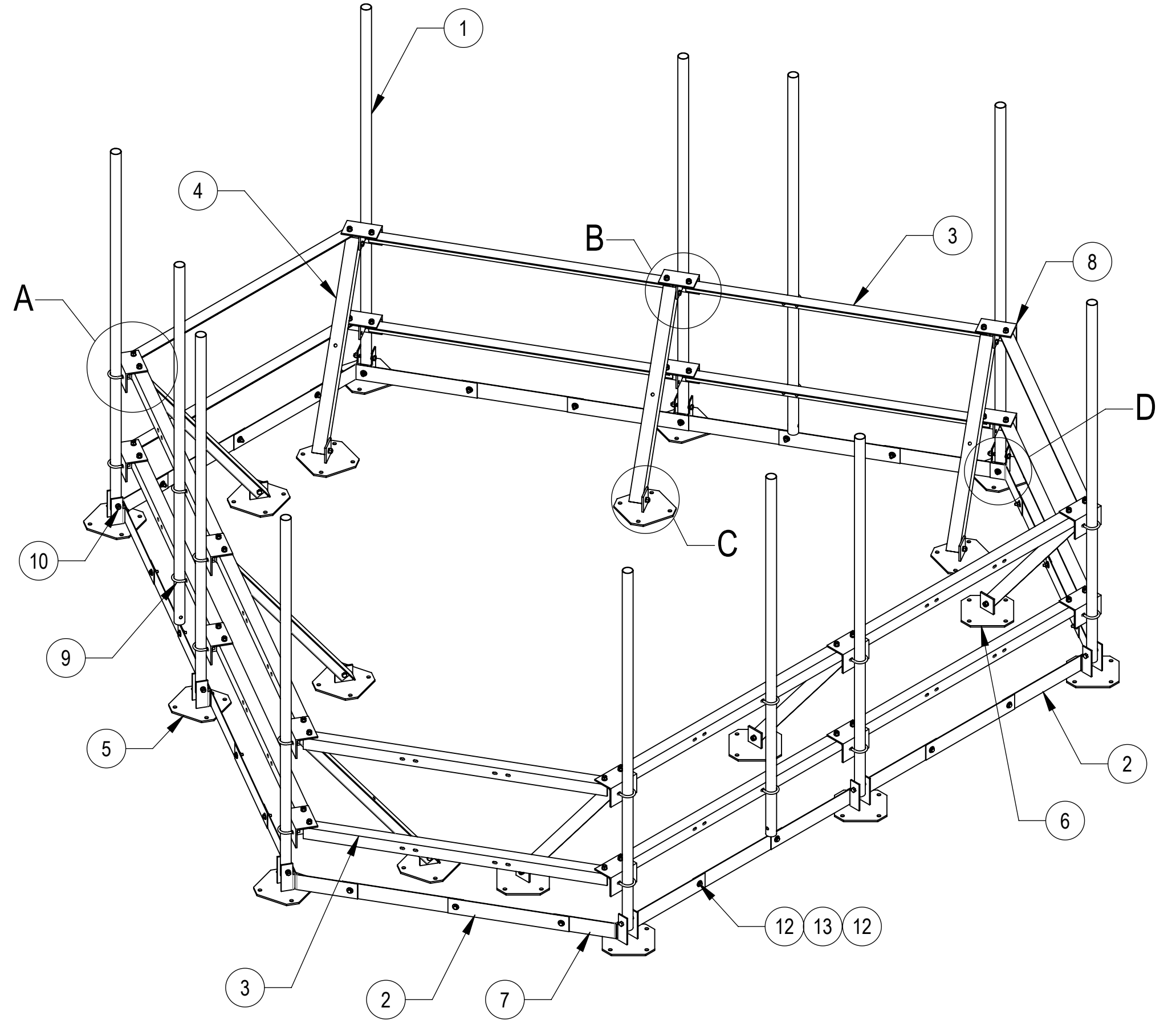
DETAIL B
SCALE 1 : 5



DETAIL C
SCALE 1 : 5



DETAIL D
SCALE 1 : 5



COMPONENT PART NUMBERS PROVIDED FOR ASSEMBLY PURPOSES;
INDIVIDUAL COMPONENTS MAY BE SHIPPED AS PARTS WITHIN AN INCLUDED KIT.

ITEM	PART NO.	DESCRIPTION	QTY.	WEIGHT	NOTE NO.
1	WRTA32	PIPE FOR WRTA SERIES	12	22.97 LBS	
2	WRTA27	LONG TOE BOARD SECTION	24	3.79 LBS	
3	WRTA26	ANGLE, 6'	18	27.76 LBS	
4	WRTA25	KICKER ANGLE	9	19.18 LBS	
5	WRTA19	WELDED FOOT	9	16.49 LBS	
6	WRTA20	REAR FOOT	9	14.56 LBS	
7	WRTA29	ANGLE TOE BOARD SECTION	6	2.43 LBS	
8	WRTA21	WELDED BRACKET	18	8.34 LBS	
9	GUB-4240	1/2" X 2-1/2" X 4" GALV U-BOLT	24	0.56 LBS	
10	GB-05445	5/8" X 4-1/2" GALV BOLT KIT	9	0.48 LBS	
11	GB-05145	5/8" X 1-1/2" GALV BOLT KIT	54	0.22 LBS	
12	GWF-04	1/2" GALV FLAT WASHER	60	0.04 LBS	
13	GB-04145	1/2" X 1-1/2" GALV BOLT KIT	30	0.13 LBS	

COMMSCOPE, INC. OF NORTH CAROLINA			
TITLE ROOF TOP ASSEMBLY, 12' FACE, 12PIPE MT			
SIZE C	SCALE 1:48	DOCUMENT NO. WT-RTA12-12-96	
DRAWING			SHEET
VERSION 00	STATUS RE	REVISION E	2 OF 2