

AJG2P2PBF

Base Product



Singlemode MPO24 (Non-pinned) to MPO24 (Non-pinned), Fiber Trunk Cable Assembly, 24-Fiber, Low Smoke Zero Halogen (LSZH), Method A

Product Classification

Regional Availability	Asia Australia/New Zealand Europe Latin America Middle East /Africa North America
Portfolio	CommScope®
Product Type	Fiber trunk cable assembly
Product Brand	SYSTIMAX ULL

General Specifications

Color, boot A	Red
Color, connector A	Green
Color, boot B	Red
Color, connector B	Green
Construction Type	Stranded
Furcation Color	Yellow
Interface, Connector A	MPO-24/APC Female
Interface, Connector B	MPO-24/APC Female
Jacket Color	Yellow
Polarity	Method A
Fibers per Subunit, quantity	24
Total Fibers, quantity	24

Dimensions

Cable Assembly Length Range (m)	3 – 999
Cable Assembly Length Range (ft)	10 – 999

Ordering Tree

AJG2P2PBF



Mechanical Specifications

Cable Retention Strength, maximum 11.24 lb @ 0° | 4.40 lb @ 90°

Optical Specifications

Fiber Mode Singlemode

Fiber Type G.657.A2/B2

Environmental Specifications

Operating Temperature -10 °C to +60 °C (+14 °F to +140 °F)

Environmental Space Dual Rated LSZH/Riser

Regulatory Compliance/Certifications

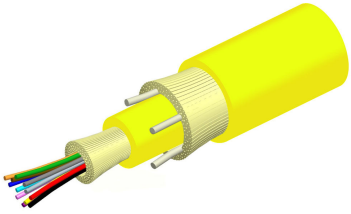
Agency	Classification
CHINA-ROHS	Above maximum concentration value
REACH-SVHC	Compliant as per SVHC revision on www.commscope.com/ProductCompliance
ROHS	Compliant/Exempted
UK-ROHS	Compliant/Exempted



Included Products

- 760238981 N-024-MP-8G-F24YL/D - Low Smoke Zero Halogen Riser MPO Trunk Cable, 24 fiber
- 760248637 N-024-MP-8G1-F24YL/30T/B2 - Fiber indoor cable, Low Smoke Zero Halogen Riser MPO Trunk, 24 fiber with 24-fiber, 3.0 mm subunits, Singlemode G.657.A2/B2, Feet jacket marking, Yellow jacket color, B2ca flame rating
- 860662281 - MPO24,FEMALE,SM, GREEN,3.0MM

Low Smoke Zero Halogen Riser MPO Trunk Cable, 24 fiber



Product Classification

Regional Availability	Asia Australia/New Zealand EMEA Latin America North America
Portfolio	CommScope®
Product Type	Fiber indoor cable
Product Series	N-MP

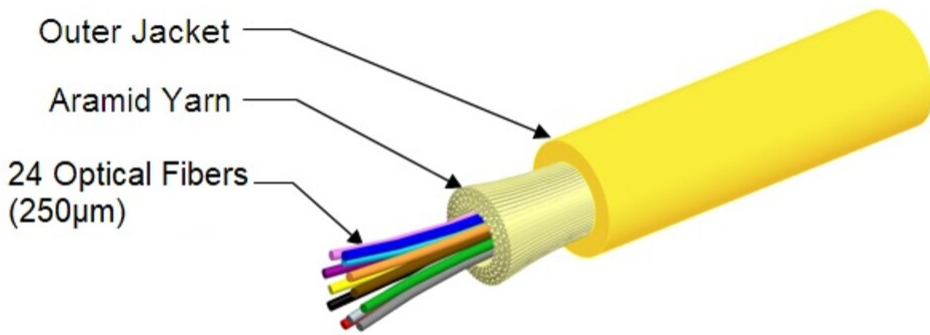
General Specifications

Cable Type	MPO trunk cable
Construction Type	Non-armored
Subunit Type	Gel-free
Jacket Color	Yellow
Jacket Marking	Feet
Subunit, quantity	1
Fibers per Subunit, quantity	24
Total Fiber Count	24

Dimensions

Buffer Tube/Subunit Diameter	3.6 mm 0.142 in
Diameter Over Jacket	6 mm 0.236 in

Representative Image



Mechanical Specifications

Minimum Bend Radius, loaded	90 mm 3.543 in
Minimum Bend Radius, unloaded	60 mm 2.362 in
Tensile Load, long term, maximum	200 N 44.962 lbf
Tensile Load, short term, maximum	667 N 149.948 lbf
Compression	10 N/mm 57.101 lb/in
Compression Test Method	FOTP-41 IEC 60794-1 E3
Flex	300 cycles
Flex Test Method	FOTP-104 IEC 60794-1 E6
Impact	2.94 N-m 26.021 in lb
Impact Test Method	FOTP-25 IEC 60794-1 E4
Strain	See long and short term tensile loads
Strain Test Method	FOTP-33 IEC 60794-1 E1
Twist	10 cycles
Twist Test Method	FOTP-85 IEC 60794-1 E7
Vertical Rise, maximum	500 m 1,640.42 ft

Optical Specifications

Fiber Type	G.657.A2/B2 G.657.A2/B2
-------------------	---------------------------

Environmental Specifications

Installation temperature	-20 °C to +60 °C (-4 °F to +140 °F)
---------------------------------	-------------------------------------

760238981 | N-024-MP-8G-F24YL/D

Operating Temperature	-20 °C to +70 °C (-4 °F to +158 °F)
Storage Temperature	-40 °C to +70 °C (-40 °F to +158 °F)
Cable Qualification Standards	ANSI/ICEA S-83-596 Telcordia GR-409
EN50575 CPR Cable EuroClass Fire Performance	Dca
EN50575 CPR Cable EuroClass Smoke Rating	s1a
EN50575 CPR Cable EuroClass Droplets Rating	d1
EN50575 CPR Cable EuroClass Acidity Rating	a1
Environmental Space	Low Smoke Zero Halogen (LSZH) Riser
Flame Test Listing	NEC OFNR-ST1 (ETL) and c(ETL)
Flame Test Method	IEC 60332-3 IEC 60754-2 IEC 61034-2 UL 1666 UL 1685

Environmental Test Specifications

Heat Age	-20 °C to +85 °C (-4 °F to +185 °F)
Heat Age Test Method	IEC 60794-1 F9
Low High Bend	-20 °C to +70 °C (-4 °F to +158 °F)
Low High Bend Test Method	FOTP-37 IEC 60794-1 E11
Temperature Cycle	-20 °C to +70 °C (-4 °F to +158 °F)
Temperature Cycle Test Method	FOTP-3 IEC 60794-1 F1

Packaging and Weights

Cable weight	32.8 kg/km 22.041 lb/kft
---------------------	----------------------------

Regulatory Compliance/Certifications

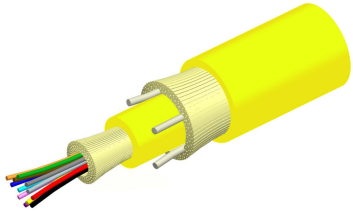
Agency	Classification
CENELEC	EN 50575 compliant, Declaration of Performance (DoP) available
CHINA-ROHS	Below maximum concentration value
ISO 9001:2015	Designed, manufactured and/or distributed under this quality management system
ROHS	Compliant
UK-ROHS	Compliant



* Footnotes

Operating Temperature Specification applicable to non-terminated bulk fiber cable

760248637 | N-024-MP-8G1-F24YL/30T/B2



Fiber indoor cable, Low Smoke Zero Halogen Riser MPO Trunk, 24 fiber with 24-fiber, 3.0 mm subunits, Singlemode G.657.A2/B2, Feet jacket marking, Yellow jacket color, B2ca flame rating

Product Classification

Regional Availability	Asia Australia/New Zealand EMEA Latin America North America
Portfolio	CommScope®
Product Type	Fiber indoor cable
Product Series	N-MP


General Specifications

Cable Type	MPO trunk cable
Construction Type	Non-armored
Subunit Type	Gel-free
Jacket Color	Yellow
Jacket Marking	Feet
Subunit, quantity	1
Fibers per Subunit, quantity	24
Total Fiber Count	24

Dimensions

Buffer Tube/Subunit Diameter	3 mm 0.118 in
Diameter Over Jacket	6.4 mm 0.252 in

Representative Image



Mechanical Specifications

Minimum Bend Radius, loaded	96 mm 3.78 in
Minimum Bend Radius, unloaded	64 mm 2.52 in
Tensile Load, long term, maximum	200 N 44.962 lbf
Tensile Load, short term, maximum	667 N 149.948 lbf
Compression	10 N/mm 57.101 lb/in
Compression Test Method	FOTP-41 IEC 60794-1 E3
Flex	25 cycles
Flex Test Method	FOTP-104 IEC 60794-1 E6
Impact	2.94 N-m 26.021 in lb
Impact Test Method	FOTP-25 IEC 60794-1 E4
Strain	See long and short term tensile loads
Strain Test Method	FOTP-33 IEC 60794-1 E1
Twist	10 cycles
Twist Test Method	FOTP-85 IEC 60794-1 E7
Vertical Rise, maximum	445 m 1,459.974 ft

Optical Specifications

Fiber Type	G.657.A2/B2 G.657.A2/B2
-------------------	---------------------------

Environmental Specifications

Installation temperature	0 °C to +50 °C (+32 °F to +122 °F)
Operating Temperature	0 °C to +60 °C (+32 °F to +140 °F)

760248637 | N-024-MP-8G1-F24YL/30T/B2

Storage Temperature	-40 °C to +60 °C (-40 °F to +140 °F)
Cable Qualification Standards	ANSI/ICEA S-83-596 Telcordia GR-409
EN50575 CPR Cable EuroClass Fire Performance	B2ca
EN50575 CPR Cable EuroClass Smoke Rating	s1a
EN50575 CPR Cable EuroClass Droplets Rating	d0
EN50575 CPR Cable EuroClass Acidity Rating	a1
Environmental Space	Low Smoke Zero Halogen (LSZH)
Flame Test Method	IEC 60754-2 IEC 61034-2

Environmental Test Specifications

Heat Age	0 °C to +85 °C (+32 °F to +185 °F)
Heat Age Test Method	IEC 60794-1 F9
Low High Bend	0 °C to +50 °C (+32 °F to +122 °F)
Low High Bend Test Method	FOTP-37 IEC 60794-1 E11
Temperature Cycle	0 °C to +60 °C (+32 °F to +140 °F)
Temperature Cycle Test Method	FOTP-3 IEC 60794-1 F1

Packaging and Weights

Cable weight	45.9 kg/km 30.843 lb/kft
---------------------	----------------------------

Regulatory Compliance/Certifications


Agency	Classification
CHINA-ROHS	Below maximum concentration value
ROHS	Compliant
UK-ROHS	Compliant



* Footnotes

Operating Temperature Specification applicable to non-terminated bulk fiber cable

860662281



MPO24,FEMALE,SM, GREEN,3.0MM

Product Classification

Regional Availability	Asia Australia/New Zealand EMEA Latin America North America
Portfolio	CommScope®
Product Type	Fiber connector
Product Brand	TeraSPEED®

General Specifications

Color	Green
Color, boot	Red
Ferrule Geometry	Angled
Interface	MPO/APC Female
Interface Feature	Unpinned
Total Fiber Count	24

Dimensions

Length	60.1 mm 2.366 in
Compatible Cable Diameter	3 mm 0.118 in

Material Specifications

Ferrule Material	Polymer
-------------------------	---------

Mechanical Specifications

Cable Retention Strength, maximum	11.24 lb @ 0 °
--	----------------

Optical Specifications

Fiber Mode	Singlemode
Fiber Type	G.652.D and G.657.A1, TeraSPEED® OS2
Insertion Loss Change, mating	0.5 dB
Optical Components Standard	ANSI/TIA-568-C.3

860662281

Insertion Loss Change, temperature	0.5 dB
Insertion Loss, maximum	0.5 dB
Return Loss, minimum	60 dB

Packaging and Weights

Packaging quantity	1
---------------------------	---

Regulatory Compliance/Certifications

Agency	Classification
CHINA-ROHS	Below maximum concentration value
REACH-SVHC	Compliant as per SVHC revision on www.commscope.com/ProductCompliance
ROHS	Compliant
UK-ROHS	Compliant



* Footnotes

Insertion Loss Change, mating	TIA-568: Maximum insertion loss change after 500 matings
Insertion Loss Change, temperature	Maximum insertion loss change from -10 °C to +60 °C (+14 °F to +140 °F)