



FOSC 450

Gel-Sealed Fiber Optic Splice Closure Product Ordering Guide

Fourth Edition

Contents

FOSC 450

Closure Capacities and Characteristics	4
Typical Closure Kit Contents	6
Commonly Requested Closure Kits	8
Accessories	9
FOSC-OC Splitter	16
Field Installable Splitter	17
Passives - Splitters	18
Passives - CWDMs	19
Passives - DWDMs	22
OCC1D - Field Installable DWDM	23
Passives - CWDM, O-Band, BWDM and DWDM	25
Miscellaneous Accessories	26
Additional FOSC Fiber Optic Splice Closures	27
Engineering Information	28
Splice Tray	29
Quick Reference Guide	30
Ordering Information	31

A family of closures designed for your fiber network needs!

FOSC 450 fiber optic splice closures are a family of single-ended closures designed for use most anywhere there are fiber splicing and storage needs. These closures are available in five sizes, each featuring:

- Re-usable compressed gel cable sealing components that accommodate a wide range of cable sizes
- Capability to accommodate a variety of cable styles including loose tube or central core tube cables with single or ribbon fibers
- Hinging splicing trays that provide controlled access to splices and slack storage
- Splice and storage compartments accessible via a removable dome-clamp system
- Thermoplastic outer materials that withstand temperature and contaminate extremes
- Slack storage baskets of various sizes that provide different slack storage scenarios
- Many shared components between closure sizes
- A range of accessories for a variety of outside plant needs.



450 A

Smallest of the FOSC 450 closure family

- 4 cable entry ports, each with multi-cable capability
- 96 single fiber/144 mass splice capacity
- 19" long by 8" diameter
- Capacity of up to 8 drop cables in addition to a feed-through cable
- Compact size for FTTH applications
- Accessories available for a wide variety of applications



450 C

Combining the well accepted FOSC 450 D closure with a short overall length (23"), the 450 C fits applications where increased splice capacity and small size are a must

- 6 cable entry ports, each with multi-cable capability
- 288 single fiber/864 flat matrix ribbon/1152 rollable ribbon splice capacity
- 23" long by 11.5" diameter
- Capacity of up to 16 drop cables in addition to a feed-through cable
- Wide-style splice tray
- Accessories available for a wide variety of applications
- Field upgradeable to the 450D size



450 B Short

One of the smaller 450 closures

- 6 cable entry ports, each with multi-cable capability
- 144 single fiber/288 mass splice capacity
- 19" long by 9.2" diameter
- Uses A size splice trays
- Capacity of up to 16 drop cables in addition to a feed-through cable
- Fits applications requiring large splice capacity in a small size
- Accessories available for a wide variety of applications



450 D

The largest of the FOSC 450 closure line, the 450 D is capable of handling a wide range of fiber closure needs

- 6 cable entry ports, each with multi-cable capability
- 768 single fiber/1728 flat matrix/3456 rollable ribbon
- 30" long by 11.5" diameter*
- Wide-splice tray
- Accessories available for patching, rehabilitation and a wide variety of applications
- Capacity of up to 16 drop cables in addition to a feed-through cable



450 B

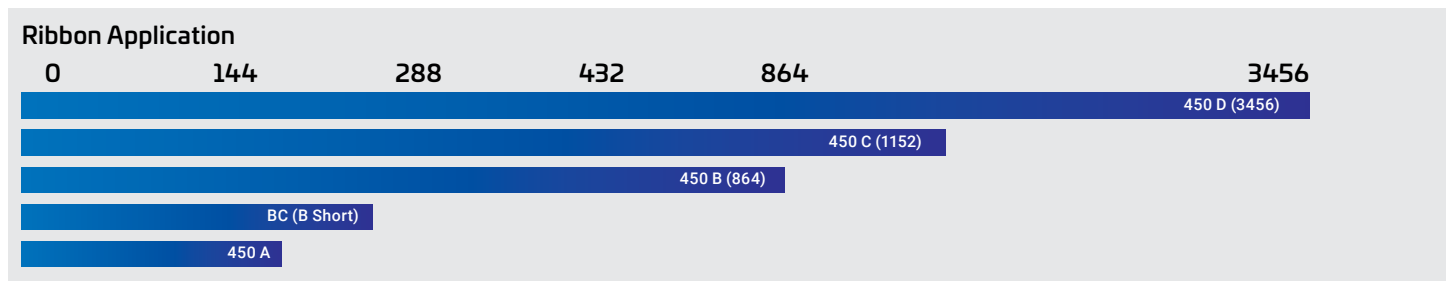
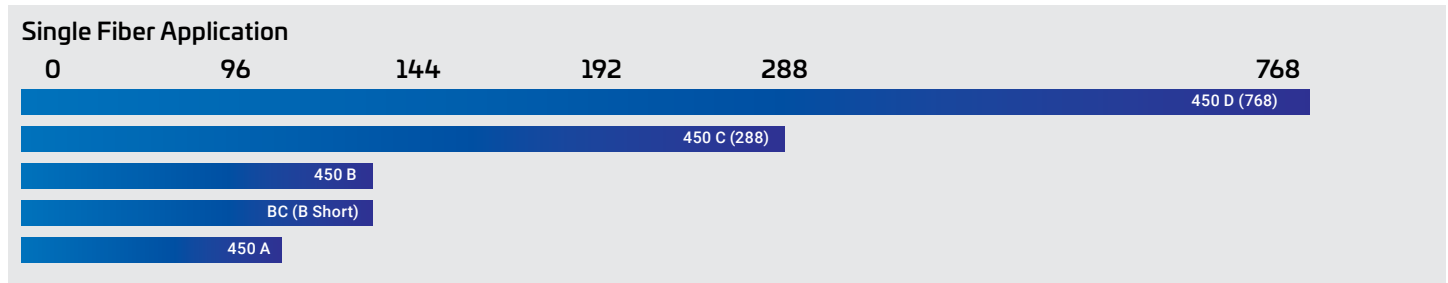
The mid-size FOSC 450 closure

- 6 cable entry ports, each with multi-cable capability
- 144 single fiber/432 flat matrix ribbon/864 rollable ribbon splice capacity
- Increased slack storage capacity over the B Short closure
- 24" long by 9.8" diameter
- Capacity of up to 16 drop cables in addition to a feed-through cable
- Accessories available for a wide variety of applications

FOSC 450

Closure Capacities and Characteristics

These charts represent the capacities of each of the FOSC 450 closure sizes. Capacities may vary due to application variables, such as the amount of slack storage required.



Characteristics Chart

Type/Size	D6	C6	B6	BS	A4
Closure Size ¹ (inches)	11.5 dia. 30 L	11.5 dia. 23 L	9.8 dia. 24 L	9.2 dia. 19 L	8 dia. 19 L
Approx. Closure Weights (lbs)	20	16	13	10	6
Closure Capacity					
Single Splice (SM6 Modules)	288	96	72	72	48
Single Splice (SM12 Modules) ²	576	192	144	144	96
Single Splice (FIST Modules)	768	288	N/A	N/A	N/A
Flat Matrix Ribbon	1728	864	432	144	144
Rollable Ribbon	3456	1152	864	144	144
Trays Per Closure					
Standard Trays	8 ⁵ / 6 ³ / 4 ⁴	8 ⁵ / 6 ³ / 4 ⁴	6 ⁵ / 6 ³ / 4 ⁴	6 ⁵ / 6 ³ / 2 ⁴	4 ⁵ / 3 ³ / 2 ⁴
Ribbon Trays	4 ⁵ / 3 ³ / 2 ⁴	4 ⁵ / 3 ³ / 2 ⁴	3 ⁵ / 3 ³ / 2 ⁴	3 ³	1 ³
Single Fiber Splice Capacity per Tray					
SM6 Modules	36	12	12	12	12
SM12 Modules ²	72	24	24	24	24
FIST Modules ²	96	36	N/A	N/A	N/A

¹ Closure length ("L") plus 10X largest cable diameter installed equals the overall length required for handhole. Maximum dimensions includes clamp and cable sealing.

² SMOUV splice protection sleeves should be used.

³ With standard basket.

⁴ With tall basket.

⁵ Flexible sock is used for LBT storage.

⁶ The ribbon tray can also be configured with 12 SC adapters for patching and provide 12 single splice capacity.

⁷ If using the 3-cable Multicable kit, 3 flat or 3 round cables per port if cable does not exceed <0.25" diameter.

⁸ If using the 4-cable Multicable kits and combined cables do not exceed 1" diameter.

⁹ Fire Retardant bag or blanket options.

¹⁰ Fire Retardant bag is available

Characteristics Chart (continued)

Type/Size	D6	C6	B6	BS	A4
Patching					
Tray (quantity/type)	Yes (12,16/sc)	No	Yes (12,16/sc)	No	No
Basket (quantity/type)	Yes (4/all, 8/sc)	No	Yes (4/all, 8/sc)	Yes (4/all, 8/sc)	Yes (4/all, 8/sc)
Sealing System					
Closure Dome-to-Base or	"O" Ring/	"O" Ring/	"O" Ring/	"O" Ring/	"O" Ring/
Top-to-Bottom	Clamp	Clamp	Clamp	Clamp	Clamp
Cable Capacity					
Butt (std./max.)	6 / 16 ⁷ / 21 ⁸	6 / 16 ⁷ / 21 ⁸	6 / 16 ⁷ / 21 ⁸	6 / 16 ⁷ / 21 ⁸	4 / 10 ⁷ / 13 ⁸
Inline (std./max.)	N/A	N/A	N/A	N/A	N/A
Fire Retardant Closure Available	No ⁹	No ⁹	No ⁹	No ⁹	No ⁹

¹ Closure length ("L") plus 10X largest cable diameter installed equals the overall length required for handhole. Maximum dimensions includes clamp and cable sealing.

² SMOUV splice protection sleeves should be used.

³ With standard basket.

⁴ With tall basket.

⁵ Flexible sock is used for LBT storage.

⁶ The ribbon tray can also be configured with 12 SC adapters for patching and provide 12 single splice capacity.

⁷ If using the 3-cable Multicable kit, 3 flat or 3 round cables per port if cable does not exceed <0.25" diameter.

⁸ If using the 4-cable Multicable kits and combined cables do not exceed 1" diameter.

⁹ Fire Retardant bag or blanket options.

¹⁰ Fire Retardant bag is available

Typical Closure Kit Contents include

- Dome
- Clamp
- O-ring
- Base
- Gel sealing block with compression trigger
- Plugs for unused cable ports
- Tray tower to hold hinging FOSC splice trays
- FOSC splice trays (quantity according to the ordering description)
- Cable retention hardware (quantity according to the ordering description)
- Miscellaneous hardware, including fiber routing (transportation) tubing, cable retention clamps, strength member retainers, etc.



Dome

The dome is made from a polymer, with ribbing added for extra strength. Five different sizes are available (A, BS, B6, C6, D6), matching the five closure sizes in the family.



Base

The base houses the gel block cable sealing system and is the foundation for the tray tower and cable attachment/retention hardware.



Gel Block with Trigger

The gel block provides the sealing mechanism for cables entering the closure. Available with six cables entry ports (450 B, BS, C or D) or four (450 A size only).



Dome to Base Seal

Domes are attached to the base by means of a clamp. Dome-to-base sealing is accomplished via a compressed O-ring.



Cable Retention Hardware

Cable strain relief and strength member termination hardware.

FOSC 450

Making the Information Work for You

FOSC 450 fiber optic splice closures can be ordered in a variety of configurations to maximize efficiency and minimize up front cost. The following pages provide closure choices and the steps to be followed when specifying FOSC 450 closure configurations. In addition, we have supplied a list of commonly requested closure configurations.

Follow the steps to choose the desired closure. Then simply match the step to the description key. See *Quick Reference Guide* in the back of this catalog for additional details



Part Number

FOSC 450 - - - - -

Closure Size (inches)

A4	4 cable entry ports; 8 dia. x 19 long
BS	6 cable entry ports; 9 dia. x 19.5 long
B6	6 cable entry ports; 10 dia. x 24 long
C6	6 cable entry ports; 11.5 dia. x 23 long
D6	6 cable entry ports; 11.5 dia. x 30 long

Termination Hardware Quantity for the Kit

2	2 cable attachments included
3	3 cable attachments included
4	4 cable attachments included
6	6 cable attachments included (N/A for A size)

Capacity and Type of Splice Tray

NT	No tray installed in factory
12	A, B, or C tray with two SM6 splice modules
24*	A, B, or C tray with two SM12 splice modules
36	D tray with six SM6 splice modules
72*	D tray with six SM12 splice modules
R1	A, B size ribbon tray (accommodates 12 ribbons/144 fibers)
R2	D size ribbon tray(24 ribbons/288 fibers)
R3	C size ribbon tray(18 ribbons/216 fibers)
R4	D size HD ribbon tray (24 ribbons/576 fibers)

*Note: SMOUV (1120-01-US) splice protection sleeves are highly recommended for use with SM12 splice modules.

Quantity of Splice Trays Factory Installed

0 or 1 is standard	Choose either "0" trays (no trays installed) or "1" tray installed. Additional trays sold separately.
--------------------	---

Valve for Flash Testing

V	Valve (standard)
N	No Valve

Note: We recommend flash test valves for FOSC closures. However, non-valved closures are available upon request.

Number of Ground Feed-through Lugs

0	No grounding
1	1 ground feed-through lug (A4 only, N/A for BS)
3	3 ground feed-through lugs (B6, C6, and D6 closures only, N/A for BS)
6	6 ground feed-through lugs (C6 and D6 closure only, N/A for BS)

Note: FEG and MEG kits provide optional ground isolation for FOSC 450 closures.

Slack Basket Type

N	No Basket
A	A4 Standard Size
B	B6, BS Standard Size
C	C6 Standard Size
D	D6 Standard Size
T	Tall Size

Note: D-size closures with "N" option include backbone used to route ribbons to ribbon trays. A and B-size closures include storage "socks".

FOSC 450

Commonly Requested Closure Kits

In order to provide customers with cost and inventory efficient options, FOSC 450 fiber optic splice closures are classified in three categories as shown below.

Class A List: Basic kits. Lower comparable cost. Lowest targeted lead time.

FOSC 450A	FOSC 450B Short	FOSC 450B	FOSC 450C	FOSC 450D
FOSC450-A4-4-NT-0-A1V	FOSC450-BS-6-NT-0-B0V	FOSC450-B6-6-NT-0-B3V	FOSC450-C6-6-NT-0-C6V	FOSC450-D6-6-NT-0-D6V
FOSC450-A4-4-NT-0-N0V	FOSC450-BS-4-NT-0-N0V	FOSC450-B6-4-NT-0-N0V	FOSC450-C6-4-NT-0-N0V	FOSC450-D6-4-NT-0-N0V
FOSC450-A4-4-NT-0-N1V		FOSC450-B6-4-NT-0-N3V	FOSC450-C6-4-NT-0-N3V	FOSC450-D6-4-NT-0-N3V

Class B List: Standard kits. Includes splice tray, basket, and grounding options.

FOSC 450A	FOSC 450BS	FOSC 450B	FOSC 450C	FOSC 450D
FOSC450-A4-4-12-1-A0V	FOSC450-BS-6-12-1-B0V	FOSC450-B6-6-12-1-B0V	FOSC450-C6-6-12-1-C0V	FOSC450-D6-6-36-1-D0V
FOSC450-A4-4-12-1-A1V	FOSC450-BS-6-12-1-T0V	FOSC450-B6-6-12-1-B3V	FOSC450-C6-6-12-1-C3V	FOSC450-D6-6-36-1-D3V
FOSC450-A4-4-24-1-A0V	FOSC450-BS-6-24-1-B0V	FOSC450-B6-6-24-1-B0V	FOSC450-C6-6-12-1-C6V	FOSC450-D6-6-36-1-D6V
FOSC450-A4-4-24-1-A1V	FOSC450-BS-6-24-1-T0V	FOSC450-B6-6-24-1-B3V	FOSC450-C6-6-24-1-C0V	FOSC450-D6-6-72-1-D0V
FOSC450-A4-4-NT-0-A0V		FOSC450-B6-6-NT-0-B0V	FOSC450-C6-6-24-1-C3V	FOSC450-D6-6-72-1-D3V
FOSC450-A4-4-R1-1-A0V		FOSC450-B6-6-R1-1-B0V	FOSC450-C6-6-24-1-C6V	FOSC450-D6-6-72-1-D6V
FOSC450-A4-4-R1-1-A1V		FOSC450-B6-6-R1-1-B3V	FOSC450-C6-6-NT-0-C0V	FOSC450-D6-6-NT-0-D0V
FOSC450-A4-4-NT-0-T0V		FOSC450-B6-6-NT-0-T0V	FOSC450-C6-6-R3-1-C0V	FOSC450-D6-6-R2-1-D0V
FOSC450-A4-4-NT-0-T1V		FOSC450-B6-6-NT-0-T3V	FOSC450-C6-6-R3-1-C3V	FOSC450-D6-6-R2-1-D3V
			FOSC450-C6-6-R3-1-C6V	FOSC450-D6-6-R2-1-D6V
			FOSC450-C6-6-NT-0-T0V	FOSC450-D6-6-NT-0-T0V
			FOSC450-C6-6-NT-0-T6V	FOSC450-D6-6-NT-0-T6V

Class C List: Non-standard kits. Contact your local salesperson for further information.


All other closure configurations are available as Class C products. Contact your salesperson for further information. Information subject to change. For the latest information, see the FOSC 450 Closure Ordering Guide at: www.commscope.com

Extras that make your job easier

While each FOSC 450 closure kit comes outfitted with components needed for installation, a full line of accessories is also available—from splice trays, to multi-cable-per-port sealing kits, to a range of mounting hardware options—to meet your splice closure needs.

The following is a listing of the most commonly requested accessories, categorized for your convenience. Additional accessories are also available.

For more information, check our [website](#) or contact your local salesperson or our Customer Service team for additional information.



450 A Cable
Retention Plate




450 BS, B, C, D
Cable Retention Plate
B version shown

Cable Termination Accessories

Closure Size	Kit Contents	Description	Cables	Grounding Hardware	Kits/Pkg	Part Number
A Only	Cable retention hardware, strength member retention hardware	FOSC-ACC-450-A-CBLTERM	1 Port	No	5	D20592-000
A Only	Cable retention hardware; strength member retention hardware	FOSC-ACC-450-A-CBLTERM-G	1 Port	Yes	5	C67369-000
BS Only	4 sets each: cable retention hardware (with hose clamps), strength member retention hardware	FOSC450-CABLE-TERM-4-BS	4 Ports	No	1	D25359-000
B, C, D	2 sets each: cable retention hardware (with hose clamps), strength member retention hardware (Includes two small strength member brackets and two large strength member brackets)	FOSC450-CABLE-TERM-2-N	2 Ports	No	1	F67166-000
B, C, D	2 sets each: cable retention hardware (with hose clamps), strength member retention hardware; ground wires (Includes two small strength member brackets and two large strength member brackets)	FOSC450-CABLE-TERM-2-G	2 Ports	Yes	1	C61629-000
B, C, D	4 sets each: cable retention hardware (with hose clamps), strength member retention hardware (Includes four small strength member brackets and two large strength member brackets)	FOSC450-CABLE-TERM-4-N	4 Ports	No	1	558850-000
B, C, D	4 sets each: cable retention hardware (with hose clamps), strength member retention hardware, ground wires (Includes four small strength member brackets and two large strength member brackets)	FOSC450-CABLE-TERM-4-G	4 Ports	Yes	1	659136-000
B,C,D	Large Cable Attachment Hardware (Box of 12 kits) For cables with central strength member diameters > 0.25". Each kit includes cable attachment bracket, large strength member bracket, large lug, two small lugs, no. 10 AWG ground wire and hose clamp	FOSC-ACC-12CA-12GNDLARGESUB-KIT	12 Ports	Yes	12	760251455
B, C, D	Small Cable Attachment Hardware (Box of 12 kits) For cables with central strength member diameters <0.25". Each kit includes cable attachment bracket, small strength member bracket, two small lugs, no. 10 AWG ground wire and hose clamps.	FOSC-ACC-12CA-12GND-SMALLSUB-KIT	12 Ports	Yes	12	760251454



3-Cable Seal
with Cable Attachment Kit
(assembled)



4-Cable Seal
with Cable Attachment Kit
FAK-MULDRP-45-4P/CBL-ATT

Closure Sealing Accessories

Closure Size	Cables Sealed ¹	Key Sealing Components	Kits/Pkg	Description	Part Number
Multiple Cables/Drop Cables per Port Seals					
All	3	Quick Install Gel Plug	10	FAK-MULDRP-45-3-DRP	A38215-000
				FAK-MULDRP-45-3/CBL-ATT*	40606V-000
	4	Gel Tape Wrap		FAK-MULDRP-45-4-DRP	41606V-000
				FAK-MULDRP-45-4/CBL-ATT*	E21473-000
		Quick Install Gel Plug		FAK-MULDRP-45-4P-DRP	XJ261N-000
				FAK-MULDRP-45-4P/CBL-ATT*	1F6818-000
Closure Size: 450 B, BS, C, D	4	Mini Gel Sealing Block	FAK-MULDRP-45-SEAL-FLAT4	CZ3388-000	
Closure Size: A	4	Mini Gel Sealing Block	FAK-MULDRP-45ASEAL-FLAT4	187312-000	
Port Plugs (used to plug empty cable ports)					
All	N/A	Port Plug	50	FOSC-ACC-450-PORT-PLUGS	A05721-000
Replacement O-Rings (fits between done and base)					
450A	N/A	O-Ring	5	FOSC-ACC-400AB-450A-ORIN	381107-000
450BS	N/A	O-Ring	5	FOSC-ACC-450-BS-ORING	HG302N-000
450B	N/A	O-Ring	5	FOSC-ACC-450-B-ORING	A51343-000
450C	N/A	O-Ring	5	FOSC-ACC-D-O-RING-SEAL	429631-000
450D	N/A	O-Ring	5	FOSC-ACC-D-O-RING-SEAL	429631-000

¹ Combined cable diameters must be within cable port size requirements.

*Cable Attachments Included



Variety of splice trays, capacities, options Single and ribbon fiber styles




Splice Tray Accessories

Closure Size	Tray Capacity	Includes Protection Sleeve?	Kits include instructions, tie-wraps, tray and clear cover with:	Kits/ Pkg.	Part Number	Description
A	12	No	2 SM-6 splice modules	2	497817-000	FOSC-ACC-A-TRAY-12
A	12	Yes	2 SM-6 splice modules, 12 60MM SMOUV splice protection sleeves	2	HL0017-000	FOSC-ACC-A-TRAY-12-SMV60
A	24*	No	2 SM-12 splice modules	2	429567-000	FOSC-ACC-A-TRAY-24
A	24	Yes	2 SM-12 splice modules, 25 60MM SMOUV splice protection sleeves	2	EB063E-000	FOSC-ACC-A-TRAY-24-SMV60
BS	12	No	2 SM-6 splice modules	2	497817-000	FOSC-ACC-A-TRAY-12
BS	12	Yes	2 SM-6 splice modules, 12 60MM SMOUV splice protection sleeves	2	HL0017-000	FOSC-ACC-A-TRAY-12-SMV60
BS	24*	No	2 SM-12 splice modules	2	429567-000	FOSC-ACC-A-TRAY-24
BS	24	Yes	2 SM-12 splice modules, 25 60MM SMOUV splice protection sleeves	2	EB063E-000	FOSC-ACC-A-TRAY-24-SMV60
B	12	No	2 SM-6 splice modules	2	898849-000	FOSC-ACC-B-TRAY-12
B	12	Yes	2 SM-6 splice modules, 12 60MM SMOUV		G68315-000	FOSC-ACC-B-TRAY-12-SMV60
B	24*	No	2 SM-12 splice modules	2	863927-000	FOSC-ACC-B-TRAY-24
B	24	Yes	2 SM-12 splice modules, 25 60MM SMOUV splice protection sleeves	2	Z75279-000	FOSC-ACC-B-TRAY-24-SMV60
C	12	No	2 SM-6 splice modules	2	RH0198-000	FOSC-ACC-C-TRAY-12
C	12	Yes	2 SM-6 splice modules, 12 60MM SMOUV splice protection sleeves	2	X35373-000	FOSC-ACC-C-TRAY-12-SMV60
C	24*	No	2 SM-12 splice modules	2	RH0202-000	FOSC-ACC-C-TRAY-24
C	24	Yes	2 SM-12 splice modules, 25 60MM SMOUV splice protection sleeves	2	C4388W-000	FOSC-ACC-C-TRAY-24-SMV60
C	36	Yes	3 FIST style modules, 36 60MM SMOUV splice protection sleeves	2	EM5842-000	FOSC-ACC-C-TRAY-36-S60
D	00	No	Tray and clear cover, no splice modules. Includes tie-wraps, instructions.	2	122131-000	FOSC-ACC-D-TRAY-00
D	36	No	6 SM-6 splice modules	2	426579-000	FOSC-ACC-D-TRAY-36
D	36	Yes	6 SM-6 splice modules, 40 60MM SMOUV splice protection sleeves	2	DK696L-000	FOSC-ACC-D-TRAY-36-SMV60
D	48	No	6 SM-8 splice modules	2	579575-000	FOSC-ACC-D-TRAY-48
D	72*	No	6 SM-12 splice modules	2	915167-000	FOSC-ACC-D-TRAY-72
D	72	Yes	6 SM-12 splice modules, 75 60MM SMOUV splice protection sleeves	2	JL0937-000	FOSC-ACC-D-TRAY-72-SMV60
D	96	Yes	8 FIST style splice modules, 100 60MM SMOUV splice protection sleeves	2	F10669-000	FOSC-ACC-D-TRAY-96-S60


* CommScope's SMOUV splice sleeves highly recommended for use with these trays.



A/B Ribbon Tray Kit



Individual Splice Modules



D-12 Patch Tray



D-16 Patch Tray


Ordering Information

	Tray Capacity	Kit Includes	Kits/ Pkg.	Description	Part Number
Ribbon Fiber Trays					
A or B	144 Mass Fusion (12 fiber ribbon x 12 splices)	A/B Size Ribbon Tray with clear cover, 2 SM-6 splice modules, tie-wraps, instructions	1	FOSC-ACC-A/B-TRAY-12-RBN	709972-000
C	216 Mass Fusion (12 fiber ribbon x 18 splices)	C Size Ribbon Tray with clear cover, 3 SM-6 splice modules, tie-wraps, instructions	1	FOSC-ACC-C-TRAY-RIBN-18	398955-000
D	288 Mass Fusion (12 fiber ribbon x 24 splices)	D Size Ribbon Tray with clear cover, 4 SM-6 splice modules, tie-wraps, instructions	1	FOSC-ACC-D-TRAY-RIBN-24	061064-000
D	576 Mass Fusion (12 fiber ribbon x 48 splices)	D Size Ribbon Tray with clear cover, 8 SM-6 splice modules, tie-wraps, instructions	1	FOSC-ACC-D-TRAY-RIBN-48	760241681
Patch Trays					
A	6 fiber patch tray	FOSC A/B tray, 6 SC/APC adapters, 900um pigtails, with splice tray	1	FOSC-ACC-A/B-TRAY-P6S2PA	5Z963X-000
A	6 fiber patch tray	FOSC A/B tray, 6 SC/APC adapters, no pigtails	1	FOSC-ACC-A/B-TRAY-P6S2NN	414458-000
A	6 fiber patch tray	FOSC A/B tray, 6 SC/UPC adapters, 900um pigtails, with splice tray	1	FOSC-ACC-A/B-TRAY-P6S1PA	C43439-000
B	16 fiber patch tray	B-size Patch Tray with adapter retainer. Holds up to 16 SC style adapters.	1	FOSC-ACC-B-TRAY-P-16-0	A38455-000
C	12 fiber patch tray	FOSC C tray, 12 SC/APC adapters, 900um pigtails, with splice tray	1	FOSC-ACC-C-TRAY-PH12S2PA	6B136F-000
D	16 fiber patch tray	D-size Patch Tray with adapter retainer. Holds up to 16 SC style adapters.	1	FOSC-ACC-D-TRAY-P-16-0	C03247-000
D	12 fiber patch tray	D-size Patch Tray, adapter retainer, no adapters	2	FOSC-ACC-D-TRAY-P-12-0-NS	760256282
D	12 fiber patch tray	D-size Patch Tray, adapter retainer, and 12 SC/APC style adapters	2	FOSC-ACC-D-TRAY-P-SC/APC-NS	760254963
D	12 fiber patch tray	D-size Patch Tray, adapter retainer, and 12 SC/UPC style adapters.	2	FOSC-ACC-D-TRAY-P-SC/UPC-NS	760254964
Splice Tray Covers					
A or BS		1 clear A-size tray cover	25	FOSC-ACC-A-TRAY-COVER	90887R-000
B		1 clear B-size tray cover	25	FOSC-ACC-B-TRAY-COVER	Y66598-000
C		1 clear C-size tray cover	25	FOSC-ACC-C-TRAY-COVER	YD926E-000
D		1 clear D-size tray cover	25	FOSC-ACC-D-TRAY-COVER	ZP0533-000
Splice Modules (for replacing or adding modules to trays)					
All		6-splice capacity snap-in module	48	FOSC-ACC-SM6-MODULES	581981-000
All		8-splice capacity snap-in module	48	FOSC-ACC-SM8-MODULES	332341-000
All		12-splice capacity snap-in module	48	FOSC-ACC-SM12-MODULES**	275897-000
All		12-splice capacity (high density) snap-in module	100	FOSC-ACC-SPLCEHLDR12-SMV	B86578-000
All		12 mass fusion fiber splices double-stacked	100	FOSC-ACC-DBLSTAK-SM06	Z21395-000

**CommScope's SMOUV splice sleeves are highly recommended for use with these trays/modules.

SMOUV Splice Protection Sleeves

Fiber Type	Sleeve Information	Kits/ Pkg	Description	Part Number
SMOUV Fusion Splice Protection Sleeves				
Single Fiber	Heat-shrinkable, 60 mm, single fiber splice protection sleeve	100	SMOUV-1120-01	369305-000
Single Fiber	Heat-shrinkable, 45 mm, single fiber splice protection sleeve	100	SMOUV-1120-02	103897-000
Ribbon Fiber	Heat-shrinkable, 42 mm, 12 fiber ribbon splice protection sleeve	50	SMOUV-1120-R2/12	757849-000



Fiber Management and Routing Accessories

Single and Ribbon fiber

Closure Sizes	Tubing Style	Kit Includes	Std. Pack	Description	Part Number	
All	Transportation	Six 16 inch pieces	240	FOSC-ACC-TTUBE-RBN12-16I	577809-000	
		One 50 foot section	10	FOSC-ACC-TTUBE-RBN12-50	226809-000	
	Buffer Tube Wrap	One wrap	100	FOSC-ACC-LBTWRAP-100	RH0073-000	
	Spiral	One 500 foot roll	1	FOSC-ACC-SPRLTUBE-1/8	234855-000	
		Two 100 foot rolls	1	FOSC-ACC-SPRLTUBE-3/16	469031-000	
		One 25 foot section	1	FOSC-ACC-SPRLTBE-3/16-25	RH0090-000	
		One 50 foot section	1	FOSC-ACC-SPRLTBE-3/8-50	460490-000	
	Split Braided Sleeving, 1/4" sleeving with 1 installation tool for rollable ribbon and 12-fiber flat ribbons				FOSC-ACC-BRDSLV-1/4-125	760252807
	3/8" sleeving with 1 installation tool for rollable ribbon, 12- and 24-fiber flat ribbons				FOSC-ACC-BRDSLV-3/8-125	760252808
	1/2" sleeving with 1 installation tool for high fiber count cables				FOSC-ACC-BRDSLV-1/2-125	760252809

Slack Basket Accessories

Various styles are available for regular or increased slack storage. Slack Baskets-For converting no-basket kits to basket versions, or for changing basket size.

Basket Style	Closure Sizes	Kits per Pkg.	Description	Part Number
Standard	A	1	FOSC-ACC-A8/450A-BASKET	E14672-000
	BS	1	FOSC-ACC-B-BASKET	457507-000
	B	1	FOSC-ACC-B-BASKET	457507-000
	C	1	FOSC-ACC-C-BASKET	RH0199-000
	D	1	FOSC-ACC-D-BASKET	089279-000
Tall	A	1	FOSC-ACC-450A4-BASKET-T	A91433-000
	BS	1	FOSC-ACC-B-BASKET-TALL	F53958-000
	B	1	FOSC-ACC-B-BASKET-TALL	F53958-000
	C	1	FOSC-ACC-C-BASKET-TALL	RH0200-000
	D	1	FOSC-ACC-D-BASKET-TALL	056395-000



089279-000

Grounding Accessories

	Kit Includes	MOQ	Description	Part Number
Grounding accessorie kits include	Groundwire and associated hardware to add 1 ground to any FOSC 450 closure	5	FOSC-ACC-450-FIBRGRD-KIT	A33560-000
	Groundwire and associated hardware to add up to 3 grounds to any FOSC 450 closure*	5	FOSC-ACC-MULT-EXT-GRND-3	449105-000
	Groundwire and associated hardware to add 6 grounds to any FOSC 450 closure*	5	FOSC-ACC-MULT-EXT-GRND-6	671575-000
	Groundwires (alligator clip one end, eyelet on other) and bonding braid to bond up to 6 cables together	5	FOSC-ACC-450-COM-GRD-A	A11796-000
	Groundwires (eyelets on each end ...for use with B-Bonds) and bonding braid to bond up to 6 cables together	5	FOSC-ACC-450-COM-GRD-B	D46439-000
	RUS Style B Bonds	100	FOSC-ACC-RUS-B-BONDS	92733M-000
	AWG 6 ground wire assembly and attachment nut that installs between closure ground feed-thru lug and cable bonding hardware	10	FOSC-ACC-GRND-WIRE-KIT	760254276
	AWG10 ground wire, alligator clip one ed and eyelet	100	FOSC-ACC-BOND-CLAMP5.5 INCH-BULK	760245440

* Grounds are placed through one of the cable ports.

Closure Mounting Hardware Accessories

Below are a variety of mounting hardware options for 450 closures.

A	BS	B	C	D	Description	Std. Pack	Kit Includes	Part Number
Commonly Requested Aerial Kits								
•	•	•	•	•	FOSC-ACC-AERIAL-CLAMPS	10	2 hanger brackets and clamps, 2 Snaplock clamps, 2 lashing straps	663259-000
•	•	•	•	•	FOSC-ACC-450-AERIAL-CLMP	10	1 dome mounting bracket, 1 base mounting bracket, 2 Snaplock clamps, associated hardware	A13909-000
Commonly Requested Pole or Wall Kit								
•	•	•	•	•	FOSC-ACC-WALL/POLE-MOUNT	1	2 mounting brackets, 2 Snaplock clamps, 4 lag bolts	C82508-000
Aerial								
•	•	•	•	•	FOSC-ACC-LASHING-STRAPS	10	2 metallic lashing straps, 2 nylon lashing straps, 4 cable spacers	360889-000
•	•	•	•	•	FOSC-ACC-LASH-CBL-SUPPORT	1	Lashing strap	124063-000
•	•	•	•	•	FOSC-ACC-UNIV-AER-CL-N06	5	2 hanger brackets and clamps, 2 lashing straps, ground wire	340883-000
•	•	•	•	•	FOSC-ACC-ADSSBRKT-400450	1	1 set of ADSS hanger clamps, cable protection wrap	1B376P-000
•	•	•	•	•	FOSC-ACC-SNAPLOCK-CLAMPS	100	1 Snaplock clamp	C85442-000
Pedestal								
•	•	•	•	•	FOSC-ACC-PED-BRKT-UNIV	10	Universal pedestal bracket, Snaplock clamp, associated hardware	F29601-000
Pole or Wall								
•	•	•	•	•	FOSC-ACC-WALL-PMT-BRKT	1	2 mounting brackets, 4 Snaplock clamps, 4 lag bolts	D80858-000
		•			FOSC-ACC-MTGBKT-450-B6PL	1	Custom bracket components and hardware for mounting FOSC 450 B6 closure to pole	D91837-000
				•	FOSC-ACC-D-POLE-MOUNT	1	Custom bracket and hardware for mounting FOSC 450 D6 closure to pole.	919435-000
				•	FOSC-ACC-HANGRS-FBRGLAS	1	Hanger bracket to mount FOSC to bar inside manhole	DN6435-000



360889-000



663259-000



124063-000



340883-000



A13909-000



F29601-000



1B376P-000



C82508-000



D80858-000



D91837-000



919435-000

FOSC-OC - X X X X X - XX

Tray Type

6	FOSC-A-TRAY-24, "Black Box" concept*
3	FOSC-D-TRAY-72

Splitter Type

A	A (fused biconical tapered)
P	P (standard planar technology)

Number of Integrated Splitters

Splitter Grade	Tray Type			
	6		3	
	A	P	A	P
1X2	16		12	
2X2	16		9	
1X4	2		10	
2X4	2		9	
1X8	2		6	
2X8	2		6	
1X16	2		3	
2X16	2		3	
1X32	1		1	
2X32	1		1	
1X64			1	
2X64			1	

Number of Inputs per Splitter

1	1x splitter
2	2x splitter

Split Ratio

00	Symmetrical
05	5/95
10	10/90
15	15/85
20	20/80
25	25/75
30	30/70
35	35/65
40	40/60
45	45/55

Note: All asymmetrical split ratios are only available for 1x2 and 2x2 splitters.

Number of Outputs per Splitter

2	...x 2 splitter
3	...x 3 splitter
4	...x 4 splitter
6	...x 6 splitter
8	...x 8 splitter
G	...x 16 splitter
W	...x 32 splitter
Z	...x 64 splitter

FOSC 450

Field Installable Splitter

OCC1X - X XX XX-XX XX XX X

Coupler

Coupler

Coupler Type

Dual window wideband

Splitter Type

A FBT

P Planar

Number of Inputs per Splitter

1 1x ... splitter

2 2x ... splitter

Number of Outputs per Splitter

02 2x ... splitter (FBT)

03 3x ... splitter

04 4x ... splitter

08 8x ... splitter

16 16x ... splitter

32 32x ... splitter

64 64x ... splitter

Package

F Field Installable*

Output Cable Type

NQ 250 micron single fiber type

RI Ribbon

Input Cable Type

NQ 250 micron

Connector Type

NN None

Split Ratio

00 Symmetrical

05 5/95

10 10/90

15 15/85

20 20/80

25 25/75

30 30/70

40 40/60


45 45/55

Note: All asymmetrical split ratios are only available for 1x2 and 2x2 splitters.


*Standard fiber length = 2.5 + -0.5m at each side (non-connectorized)

Trays with Singlemode Wideband Couplers/Splitters

Trays come in a standard package of one.



FOSC OC Splitter



Field-installable Splitter

Tray Type**	Tray Capacity	Splitter Type	Detailed Description	Part Number	OC Splitter Kits Description
A	"Black Box"	Grade A-Fused Biconical Tapered	2 - 1x2 splitter, symmetrical split ratio	5Z5944-000	FOSC-OC-6A21200
			6 - 1x2 splitter, symmetrical split ratio	BP7852-000	FOSC-OC-6A61200
			1 - 1x2 splitter, symmetrical split ratio	E45575-000	FOSC-OC-6A11200
		Planar	1 - 1x16 splitter, symmetrical split ratio	D39498-000	FOSC-OC-6P11G00
			1 - 2x16 splitter, symmetrical split ratio	C75701-000	FOSC-OC-6P12G00
			1 - 1x4 splitter, symmetrical split ratio	CC8177-000	FOSC-OC-6P11400
			1 - 1x8 splitter, symmetrical split ratio	CC1037-000	FOSC-OC-6P11800
			2 - 1x4 splitter, symmetrical split ratio	QK7510-000	FOSC-OC-6P21400
			2 - 1x8 splitter, symmetrical split ratio	WH6662-000	FOSC-OC-6P21800
			D	72*	Planar
1 - 1x8 splitter, symmetrical split ratio	E49835-000	FOSC-OC-3P11800			
1 - 1x16 splitter, symmetrical split ratio	D39890-000	FOSC-OC-3P11G00			
1 - 1x32 splitter, symmetrical split ratio	F58883-000	FOSC-OC-3P11W00			
		Grade A-Fused Biconical Tapered	1 - 1x2 FBT	CC8541-000	OCC1A-1200-NNNANQNF
	Field Installable	Planar	1 - 1x2 planar	554944-000	OCC1P-10200-NNNQNQF
			1 - 1x4 planar	CC9545-000	OCC1P-10400-NNNQNQF
			1 - 1x8 planar	CC8542-000	OCC1P-10800-NNNQNQF
			1 - 1x16 planar	CC8544-000	OCC1P-11600-NNNQNQF
			1 - 1x32 planar	CC8312-000	OCC1P-13200-NNNQNQF
			1 - 1x64 planar	CC8313-000	OCC1P-16400-NNNQNQF

*TE's SMOUV splice sleeves highly recommended for use with these trays/modules.

** A trays fit A or B-size closures.

Trays with Coarse Wavelength Division Multiplexing/DeMultiplex Components (CWDM)

Detailed Description	Number of Channels	Upgrade Port	1310	Description	Part Number
Tray Type: A**; Tray Capacity: "Black Box"					
Double Demux 1471 nm	1	X		FOSC-OC-6C1X470NN-US26A	E1566C-000
Double Demux 1511 nm	1	X		FOSC-OC-6C1X510NN-US26A	G4682T-000
Demux 1431 - 1451 nm	2	X		FOSC-OC-6CHD431NN-US26	CS1033-000
Demux 1471 - 1491 nm	2	X		FOSC-OC-6CHD471NN-US26	CS1029-000
Demux 1511 - 1531 nm	2	X		FOSC-OC-6CHD511NN-US26	CS1030-000
Demux 1551 - 1571 nm	2	X		FOSC-OC-6CHD551NN-US26	CS1031-000
Demux 1591 - 1611 nm	2	X		FOSC-OC-6CHD591NN-US26	CS1032-000
Double Demux 1471 - 1491 nm	2	X		FOSC-OC-6CHX471NN-US26A	CK9319-000
Demux 1471 - 1531 nm	4	X		FOSC-OC-6CAD471NN-US26A	CK4768-000
Demux 1551 - 1611nm	4	X		FOSC-OC-6CAD551NN-US26A	CK4769-000
Demux 1471 - 1611 nm	8	X		FOSC-OC-6CFD471NN-US26	CP1551-000
Double Demux 1471 - 1531 nm	4	X		FOSC-OC-6CAX471NN-US26	CC9309-000
Double Demux 1551 - 1610 nm	4	X		FOSC-OC-6CAX551NN-US26	CC9310-000
Tray Type: D*; Tray Capacity: 72*					
Demux 1551 - 1611 nm	4	X		FOSC-OC-3CAD551NN	CC6143-000
Double Demux 1471 - 1531 nm	4	X		FOSC-OC-3CAX471NN-US26	CC8944-000
Demux 1471 - 1611 nm	8		X	FOSC-OC-3CFD471NN-US26	CC4896-000

* TE's SMOUV splice sleeves are highly recommended for use with these trays/modules. Note: One tray kit per package.

** A trays fit A or B-size closures.

Field Installable CWDM - 1 and 2 Channels

Detailed Description	Number of Channels	Upgrade Port	Description	Part Number
Tray Type: N/A; Tray Capacity: N/A				
1 Ch Double Demux 1431 nm	1	X	OCC1C-X-430-NNNQF-US26	CP5771-000
1 Ch Double Demux 1451 nm	1	X	OCC1C-X-450-NNNQF-US26	CP5772-000
1 Ch Double Demux 1471 nm	1	X	OCC1C-X-470-NNNQF-US26	CP5773-000
1 Ch Double Demux 1491 nm	1	X	OCC1C-X-490-NNNQF-US26	CP5774-000
1 Ch Double Demux 1511 nm	1	X	OCC1C-X-510-NNNQF-US26	CP5775-000
1 Ch Double Demux 1531 nm	1	X	OCC1C-X-530-NNNQF-US26	CP5776-000
1 Ch Double Demux 1551 nm	1	X	OCC1C-X-550-NNNQF-US26	CP5777-000
1 Ch Double Demux 1571 nm	1	X	OCC1C-X-570-NNNQF-US26	CP5779-000
1 Ch Double Demux 1591 nm	1	X	OCC1C-X-590-NNNQF-US26	CP5780-000
1 Ch Double Demux 1611 nm	1	X	OCC1C-X-610-NNNQF-US26	CP5781-000

* TE's SMOUV splice sleeves are highly recommended for use with these trays/modules. Note: One tray kit per package.

** A trays fit A or B-size closures.

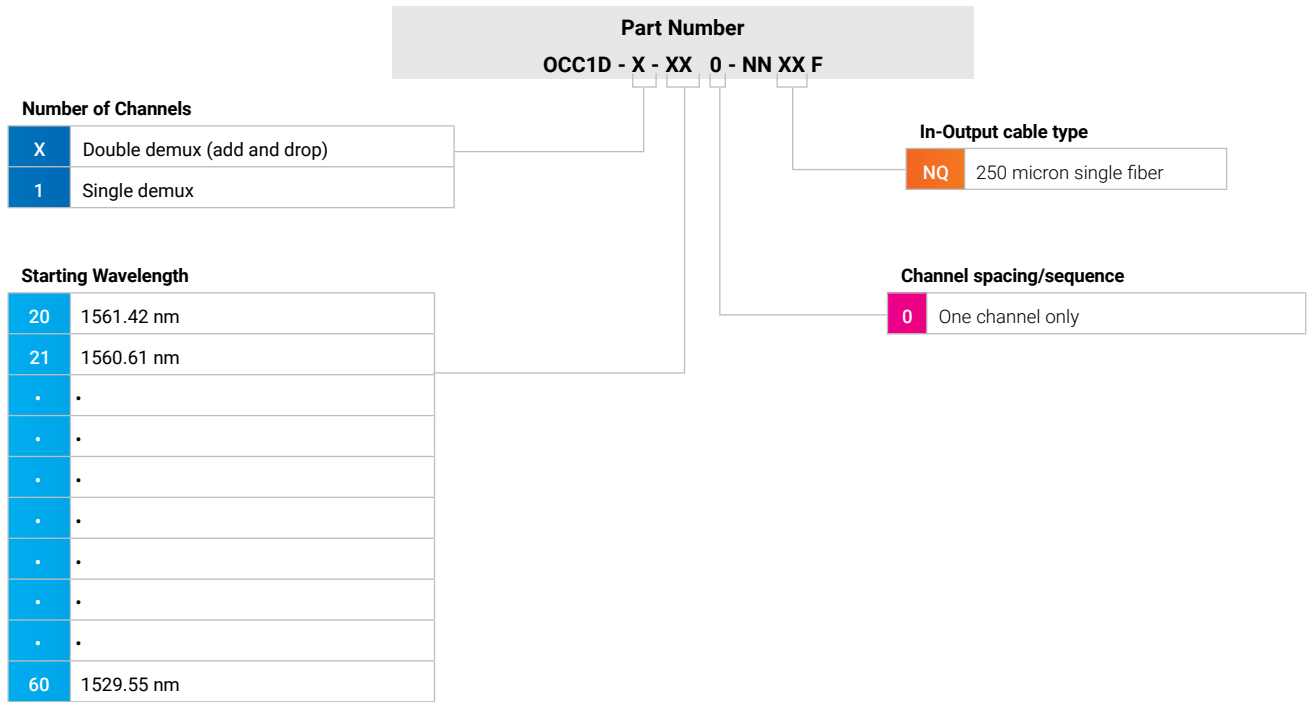
Compact Field Installable CWDM

Detailed Description	Number of Channels	Description	Part Number
Tray Type: N/A; Tray Capacity: N/A			
4CH Single Demux, Upgrade, 250 Micron, 1471-1531 nm	4	OCC1C-A-471-NNNQC-US26	3T5187-000
4CH Single Demux, Upgrade, 250 Micron, 1551-1611 nm	4	OCC1C-A-551-NNNQC-US26	23416D-000
4CH Double Demux, Upgrade, 250 Micron, 1471-1531 nm	4	OCC1C-A-X471-NNNQC-US26	38244Z-000
4CH Double Demux, Upgrade, 250 Micron, 1551-1611 nm	4	OCC1C-A-X551-NNNQC-US26	584135-000
8CH Single Demux, Upgrade, 250 Micron, 1431-1531, 1591-1611 nm	8	OCC1C-B-43A-NNNQC-US23	JM3297-000
8CH Single Demux, Upgrade, 900 Micron, 1431-1511, 1571-1611 nm	8	OCC1C-B-43A-NNSEC-C01	376744-000
8CH Single Demux, Upgrade, 250 Micron, 1471-1611 nm	8	OCC1C-B-471-NNNQC-US23	G52146-000
8CH Single Demux, Upgrade, 1431-1531 only, 250 Micron, 1471 - 1611 nm	8	OCC1C-B-471-NNNQC-US26	G5929Y-000
4CH Single Demux, Upgrade, 1310, 250 Micron, 1471-1531 nm	4	OCC1C-C-471-NNNQC-US26	M63669-000
4CH Single Demux, Upgrade, 1310, 250 Micron, 1551-1611 nm	4	OCC1C-C-551-NNNQC-US26	V35741-000
8CH Single Demux, Upgrade, 1310, Test Port, 250 Micron, 1431-1511, 1571-1611 nm	8	OCC1C-D-43A-NNNQC-T-U45A	693489-000
8CH Single Demux, Upgrade, 1310, 900 Micron, 1431-1511, 1571-1611 nm	8	OCC1C-D-43A-NNSEC-US26	668264-000
8CH Single Demux, 1310, 250 Micron, 1471-1611 nm	8	OCC1C-F-471-NNNQC-US26	8X4939-000
8CH Single Demux, 1310, 900 Micron, 1471-1611 nm	8	OCC1C-F-471-NNSEC-US26	R34325-000
2CH Single Demux, Upgrade, 1310, 250 Micron, 1431-1451 nm	2	OCC1C-I-431-NNNQC-US26	H36214-000
10CH Single Demux, 1310, 250 Micron, 1431-1611 nm	10	OCC1C-N-433-NNNQC-US26	866716-000
11CH Single Demux, 250 Micron, 1311, 1431-1611 nm	11	OCC1C-P-43A-NNNQC-US26	J4198V-000

Trays with Dense Wavelength Division Multiplexing/Demultiplexing Components (DWDM)

Detailed Description	Number of Channels	Description	Part Number
Tray Type: A			
4CH Single Demux, Upgrade, Express, Tx and Rx Test Ports, 20 - 23 nm	4	FOSC-OC-6DAD1201NN2T-U23	233732-000
4CH Single Demux, Upgrade, Express, Tx and Rx Test Ports, 24 - 27 nm	4	FOSC-OC-6DAD1241NN2T-U23	522619-000
4CH Single Demux, Upgrade, Express, Tx and Rx Test Ports, 28 - 31 nm	4	FOSC-OC-6DAD1281NN2T-U23	356391-000
4CH Single Demux, Upgrade, Express, Tx and Rx Test Ports, 32 - 35 nm	4	FOSC-OC-6DAD1321NN2T-U23	522277-000
4CH Single Demux, Upgrade, Express, Tx and Rx Test Ports, 36 - 39 nm	4	FOSC-OC-6DAD1361NN2T-U23	453481-000
4CH Single Demux, Upgrade, Express, Tx and Rx Test Ports, 40 - 43 nm	4	FOSC-OC-6DAD1401NN2T-U23	536725-000
4CH Single Demux, Upgrade, Express, Tx and Rx Test Ports, 44 - 47 nm	4	FOSC-OC-6DAD1441NN2T-U23	259645-000
4CH Single Demux, Upgrade, Express, Tx and Rx Test Ports, 48 - 51 nm	4	FOSC-OC-6DAD1481NN2T-U23	289162-000
4CH Single Demux, Upgrade, Express, Tx and Rx Test Ports, 52 - 55 nm	4	FOSC-OC-6DAD1521NN2T-U23	326145-000
4CH Single Demux, Upgrade, Express, Tx and Rx Test Ports, 56 - 59 nm	4	FOSC-OC-6DAD1561NN2T-U23	287626-000
4CH Double Demux, Upgrade, Express, Tx and Rx Test Ports, 20 - 23 nm	4	FOSC-OC-6DAX1204NN2T-U23	775788-000
4CH Double Demux, Upgrade, Express, Tx and Rx Test Ports, 24 - 27 nm	4	FOSC-OC-6DAX1244NN2T-U23	697576-000
4CH Double Demux, Upgrade, Express, Tx and Rx Test Ports, 28 - 31 nm	4	FOSC-OC-6DAX1284NN2T-U23	899651-000
4CH Double Demux, Upgrade, Express, Tx and Rx Test Ports, 32 - 35 nm	4	FOSC-OC-6DAX1324NN2T-U23	876696-000
4CH Double Demux, Upgrade, Express, Tx and Rx Test Ports, 36 - 39 nm	4	FOSC-OC-6DAX1364NN2T-U23	537225-000
8CH Single Demux, Upgrade, Express, Tx and Rx Test Ports, 20 - 27 nm	8	FOSC-OC-6DBD1201NN2T-U23	DD6594-000
8CH Single Demux, Upgrade, Express, 20 - 27 nm	8	FOSC-OC-6DBD1204NN-US26	954395-000
8CH Single Demux, Upgrade, Express, 23, 25, 27, 29, 39, 41, 43, 45 nm	8	FOSC-OC-6DBD123ANN-US21	271474-000
8CH Single Demux, Upgrade, Express, Tx and Rx Test Ports, 25 - 32 nm	8	FOSC-OC-6DBD1251NN2T-U23	B56232-000
8CH Single Demux, Upgrade, Express, Tx and Rx Test Ports, 28 - 35 nm	8	FOSC-OC-6DBD1281NN2T-U23	B48787-000
8CH Single Demux, Upgrade, Express, 28 - 35 nm	8	FOSC-OC-6DBD1284NN-US26	235784-000
8CH Single Demux, Upgrade, Express, Tx and Rx Test Ports, 33 - 40 nm	8	FOSC-OC-6DBD1331NN2T-U23	352211-000
8CH Single Demux, Upgrade, Express, Tx and Rx Test Ports, 36 - 43 nm	8	FOSC-OC-6DBD1361NN2T-U23	784299-000
8CH Single Demux, Upgrade, Express, 36 - 43 nm	8	FOSC-OC-6DBD1364NN-US26	649712-000
8CH Single Demux, Upgrade, Express, Tx and Rx Test Ports, 44 - 51 nm	8	FOSC-OC-6DBD1441NN2T-U23	778497-000
8CH Single Demux, Upgrade, Express, Tx and Rx Test Ports, 52 - 59 nm	8	FOSC-OC-6DBD1521NN2T-U23	656598-000
12CH Single Demux, Upgrade, Express, Tx and Rx Test Ports, 50 - 61 nm	12	FOSC-OC-6DGD1504NN2T-U23	31565W-000
16CH Single Demux, Upgrade, Express, Tx and Rx Test Ports, 20 - 35 nm	16	FOSC-OC-6DSD1204NN2T-U23	929218-000
16CH Single Demux, Upgrade, Express, Tx and Rx Test Ports, 25 - 40 nm	16	FOSC-OC-6DSD1254NN2T-U23	59684T-000
20CH Single Demux, Upgrade, Express, Tx and Rx Test Ports, 20 - 39 nm	20	FOSC-OC-6DYD1204NN2T-U23	66873J-000
20CH Single Demux, Upgrade, Express, Tx and Rx Test Ports, 40 - 59 nm	20	FOSC-OC-6DYD1404NN2T-U23	A19691-000
40CH Single Demux, Upgrade, Express, Tx and Rx Test Ports, 20 - 59 nm	40	FOSC-OC-6DQD1204NN2T-U23	988743-000
10 Band BWDM Double Demux, Express, Tx and Rx Test Ports, 20 - 59 nm	40	FOSC-OC-6DNXB20ANN2T-U23	224482-000
Tray Type: D			
16CH Single Demux, Upgrade, Express, 23, 25, 27 - 53 nm	16	FOSC-OC-3DSD1237NN-US21	967122-000
40CH Single Demux, Upgrade, Express, Tx and Rx Test Ports, 20 - 59 nm	40	FOSC-OC-3DQD1204NN2T-U23	39862W-000

Ordering Information



Detailed Description	Number of Channels	Description	Part Number
Tray Type: N/A; Tray Capacity: N/A			
1 CH Double Demux 20 nm	1	OCC1D-X-200-NNNQF	R32159-000
1 CH Double Demux 21 nm	1	OCC1D-X-210-NNNQF	T63574-000
1 CH Double Demux 22 nm	1	OCC1D-X-220-NNNQF	E31478-000
1 CH Double Demux 23 nm	1	OCC1D-X-230-NNNQF	B57410-000
1 CH Double Demux 24 nm	1	OCC1D-X-240-NNNQF	A68521-000
1 CH Double Demux 25 nm	1	OCC1D-X-250-NNNQF	J35412-000
1 CH Double Demux 26 nm	1	OCC1D-X-260-NNNQF	H68521-000
1 CH Double Demux 27 nm	1	OCC1D-X-270-NNNQF	R68752-000
1 CH Double Demux 28 nm	1	OCC1D-X-280-NNNQF	J96321-000
1 CH Double Demux 29 nm	1	OCC1D-X-290-NNNQF	R74129-000
1 CH Double Demux 30 nm	1	OCC1D-X-300-NNNQF	F63215-000
1 CH Double Demux 31 nm	1	OCC1D-X-310-NNNQF	L63215-000
1 Ch Double Demux 32 nm	1	OCC1D-X-320-NNNQF	K69850-000
1 CH Double Demux 33 nm	1	OCC1D-X-330-NNNQF	J63987-000
1 CH Double Demux 34 nm	1	OCC1D-X-340-NNNQF	R96882-000
1 CH Double Demux 35 nm	1	OCC1D-X-350-NNNQF	R32650-000
1 CH Double Demux 36 nm	1	OCC1D-X-360-NNNQF	R74125-000
1 CH Double Demux 37 nm	1	OCC1D-X-370-NNNQF	V68741-000
1 CH Double Demux 38 nm	1	OCC1D-X-380-NNNQF	R69312-000
1 CH Double Demux 39 nm	1	OCC1D-X-390-NNNQF	V95478-000
1 CH Double Demux 40 nm	1	OCC1D-X-400-NNNQF	B35216-000

FOSC 450

OCC1D - Field Installable DWDM

Detailed Description	Number of Channels	Description	Part Number
Tray Type: N/A; Tray Capacity: N/A			
1 CH Double Demux 41 nm	1	OCC1D-X-410-NNNQF	T58874-000
1 CH Double Demux 42 nm	1	OCC1D-X-420-NNNQF	K98521-000
1 CH Double Demux 43 nm	1	OCC1D-X-430-NNNQF	JK9632-000
1 CH Double Demux 44 nm	1	OCC1D-X-440-NNNQF	M63215-000
1 CH Double Demux 45 nm	1	OCC1D-X-450-NNNQF	552120-000
1 CH Double Demux 46 nm	1	OCC1D-X-460-NNNQF	TH8547-000
1 CH Double Demux 47 nm	1	OCC1D-X-470-NNNQF	R55412-000
1 CH Double Demux 48 nm	1	OCC1D-X-480-NNNQF	322369-000
1 CH Double Demux 49 nm	1	OCC1D-X-490-NNNQF	BC7441-000
1 CH Double Demux 50 nm	1	OCC1D-X-500-NNNQF	T74441-000
1 CH Double Demux 51 nm	1	OCC1D-X-510-NNNQF	V63332-000
1 CH Double Demux 52 nm	1	OCC1D-X-520-NNNQF	B63339-000
1 CH Double Demux 53 nm	1	OCC1D-X-530-NNNQF	E33984-000
1 CH Double Demux 54 nm	1	OCC1D-X-540-NNNQF	C63154-000
1 CH Double Demux 55 nm	1	OCC1D-X-550-NNNQF	C96541-000
1 CH Double Demux 56 nm	1	OCC1D-X-560-NNNQF	C78825-000
1 CH Double Demux 57 nm	1	OCC1D-X-570-NNNQF	D63214-000
1 CH Double Demux 58 nm	1	OCC1D-X-580-NNNQF	CC7744-000
1 CH Double Demux 59 nm	1	OCC1D-X-590-NNNQF	DC9926-000
1 CH Double Demux 60 nm	1	OCC1D-X-600-NNNQF	E85214-000

FOSC 450

Passives - CWDM, O-Band, BWDM and DWDM

Detailed Description	Number of Channels	Description	Part Number
FOSC450 B with Integrated CWDM Trays			
8CH Single CWDM + Express + 2 Test Ports, 1431 - 1531, 1591, 1611 nm	8	FOSC450-6CBC43ANN2T-US23	ER3584-000
8CH Dual CWDM + Express + 2 Test Ports, 1431 - 1531, 1591, 1611 nm	8	FOSC450-6CBX43ANN2T-US23	EK3574-000
8CH Dual CWDM + Express + 2 Test Ports, 1471 - 1611 nm	8	FOSC450-6CBX471NN2T-US23	893871-000
FOSC450 D with Integrated DWDM Trays			
40CH Single DWDM + Upgrade + Express + 2 Test Ports, 20 - 59 nm	40	FOSC450-3DQD1204NN2T-U23	68358K-000
40CH Dual DWDM + Upgrade + Express + 2 Test Ports, 20 - 59 nm	40	FOSC450-3DQX1204NN2T-U23	634946-000
FOSC450 B with Integrated DWDM Trays			
8CH Single DWDM + Upgrade + Express + 2 Test Ports, 25-32 nm	8	FOSC-450-6DBD1251NN2T-U23	15113K-000
8CH Single DWDM + Upgrade + Express + 2 Test Ports, 33 - 40 nm	8	FOSC450-6DBD1331NN2T-U23	31657C-000
8CH Dual DWDM + Upgrade + Express + 2 Test Ports, 20 - 27 nm	8	FOSC450-6DBX1201NN2T-U23	H54959-000
8CH Dual DWDM + Upgrade + Express + 2 Test Ports, 25 - 32 nm	8	FOSC450-6DBX1251NN2T-U23	496598-000
8CH Dual DWDM + Upgrade + Express + 2 Test Ports, 28 - 35 nm	8	FOSC450-6DBX1281NN2T-U23	T76555-000
8CH Dual DWDM + Upgrade + Express + 2 Test Ports, 33 - 40 nm	8	FOSC450-6DBX1331NN2T-U23	9F1283-000
8CH Dual DWDM + Upgrade + Express + 2 Test Ports, 36 - 43 nm	8	FOSC450-6DBX1361NN2T-U23	R97641-000
8CH Dual DWDM + Upgrade + Express + 2 Test Ports, 44 - 51 nm	8	FOSC450-6DBX1441NN2T-U23	R56475-000
8CH Dual DWDM + Upgrade + Express + 2 Test Ports, 52 - 59 nm	8	FOSC450-6DBX1521NN2T-U23	E63589-000
12CH Single DWDM + Upgrade + Express + 2 Test Ports, 50 - 61 nm	12	FOSC450-6DGD1504NN2T-U23	574488-000
12CH Dual DWDM + Upgrade + Express + 2 Test Ports, 50 - 61 nm	12	FOSC450-6DGX1504NN2T-U23	384493-000
16CH Single DWDM + Upgrade + Express + 2 Test Ports, 25 - 40 nm	16	FOSC450-6DSD1254NN2T-U23	821169-000
16CH Dual DWDM + Upgrade + Express + 2 Test Ports, 25 - 40 nm	16	FOSC450-6DSX1254NN2T-U23	641414-000
20CH Single DWDM + Upgrade + Express + 2 Test Ports, 20 - 39 nm	20	FOSC450-6DYD1204NN2T-U23	15222Q-000
20CH Single DWDM + Upgrade + Express + 2 Test Ports, 40 - 59 nm	20	FOSC450-6DYD1404NN2T-U23	267742-000
40CH Single DWDM + Upgrade + Express + 2 Test Ports, 20 - 59 nm	40	FOSC450-6DQD1204NN2T-U23	96128F-000

FOSC 450

Miscellaneous Accessories

Category	Kit Includes	Item	Description	Part Number
Workstand	Clamp for holding FOSC 450 closure during splicing	FOSC 450 Closure Workstand	FOSC-ACC-450-WORKSTAND	941802-000
Flame Retardant Coverings	1 flame retardant bag for FOSC 450 A, B or BS (B Short) closure	Flame Retardant Vault Bag for A & B size closures	FOSC-ACC-A/B-VAULT-BAG	263245-000
	1 flame retardant bag for FOSC 450 C or D closure	Flame Retardant Vault Bag for C & D size closures	FOSC-ACC-D-VAULT-BAG	766709-000
Closure Rehab Kit	FOSC 450C and D version base separable into 2 halves. For rehabilitation of closures with wide splice trays into a FOSC 450 C or D closure.	FOSC 450 C&D Split Base	FOSC-450D-SPLTBASE-01	D80569-000
	Combination 450 D closure and Split Base	FOSC 450 D Rehab Kit	FOSC450-D6-REHAB-KIT	RH0070-000
Label Cards	Label Cards (2) white d1-d24, blue f1-f24	Label Cards - Blue/White	FOSC-ACC-ID-LBLCRD-BL-WH	760250916
Slack Storage Sock	Loose buffer tube storage sock for 450A, B and BS closures.	Loose Buffer Tube Storage Sock for A, BS, B closures	FOSC-ACC-LBT-SOCK	769441-000
	Loose buffer tube storage sock for 450 C & D closures.	Loose Buffer Tube Storage Sock for C & D closures	FOSC400-D-SOCK	019008-000
Wraps	Multi-functional adhesive backed wrap primarily for placement onto loose buffer tubes as they enter a splice tray.	Loose Buffer Tube Wrap	FOSC-ACC-LBT-WRAP-100	RH0073-000
	Multi-functional adhesive backed wrap primarily for placement onto drop cables to be placed under the cable retention clamp hardware.	Multi-Drop Wrap	FOSC-ACC-MD-WRAP-25	RH0126-000
Shield Continuity		Shield Continuity Clamp	FOSC-ACC-SHIELDCONTCLMP	9V219F-000
Splice Tray Accessories	Specially designed holder for attaching un-tubed ribbons onto a splice tray	Ribbon Fiber Termination Module	FOSC-ACC-RIBBON-TERM-MOD	D7512P-000
	Device for separating ribbons routing to different splice trays	D Basket Ribbon Router	FOSC-ACC-D-RIBBON-ROUTER	525147-000
	Tray tabs for A & B splice trays	FOSC Tray Hold-down tabs	FOSC-ACC-TRAY-HOLD-TABS	D77919-000
	Tie-wraps for splice trays	FOSC Tray tie-wraps	FOSC-ACC-TRAY-TY-RAPS	L5904R-000
Tray Backbone	Bracket for holding trays in position when no slack basket is present	Tray Backbone	FOSC-ACC-D-BACKBONE	F47112-000
Straps to Secure Trays	Strap for securing trays in FOSC 450 A, BS closures	FOSC Tray Velcro Strap - Black	FOSC-ACC-VELCROSTRAP-16	L48638-000
	Strap for securing trays in FOSC 450 B, C and D closures	FOSC Tray Velcro Strap - Red	FOSC-ACC-VELCROSTRAP-25	66994Z-000
Strength Member Bracket	Large size strength member bracket	Large Strength Member Bracket	FOSC-ACC-STRMEM-BRKT-LG	135731-000
Grounding lug		Ground Feed Through Bolt Replacement Kit for C and D	FOSC-ACC-GFTBLT-LARGE	760241120
Dome Clamp		Replacement clamp for FOSC 450 A	FOSC-ACC-400-A/B-CLAMP	952679-000
Grounding lug		Ground Feed Through Bolt Replacement Kit for A and B	FOSC-ACC-GFTBLT-SMALL	760241121
Dome		Replacement dome for FOSC size A	FOSC-ACC-A-DOME-400-450	849681-000
		Replacement dome for FOSC450 B	FOSC-ACC-B-DOME-450	D18767-000
		Replacement clamp for FOSC C & D	FOSC-ACC-D-DOME-CLAMP	301687-000
		Replacement dome for FOSC C	FOSC-ACC-C-DOME-450-400	899671-000
		Replacement dome for FOSC D	FOSC-ACC-D-DOME-450-400	2D531H-000


FOSC 450

Additional FOSC Fiber Optic Splice Closures

A family of closures designed for your fiber network needs!

FOSC 450 fiber optic splice closures is just one of several families of FOSC closures that connect, protect and seal the fiber optic network.

The information that follows describes some of the other closure families and products available for your fiber network from TE.




FOSC 400 Closures

Similar to the 450 family, this is a family of single ended (butt) style fiber optic splice closures utilizing heat shrink cable sealing rather than gel. Other features include a removable dome, hinging splice trays and a range of sizes and styles to choose from.



FOSC 600 Closures

The largest of the FOSC closure family, 600 fiber optic splice closures are a great fit for applications such as large cable splicing in the network backbone, consolidating a large number of cables and splices, or rehabilitating failed closures.

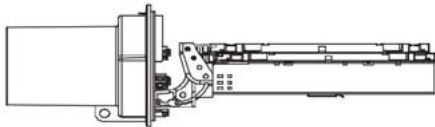


For additional information, contact your local area sales representative or visit our web site: www.commscope.com

In the following section you will find dimensional and assembly information and drawings related to FOSC 450 fiber optic splice closures and accessories. Additional information is available upon request.

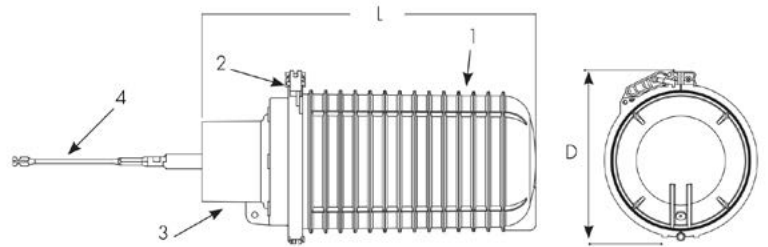
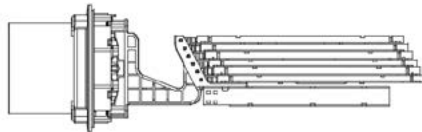
FOSC 450 Closure Family Assembly Drawings

450 A – Shown with 2 standard splice trays and tall version slack basket

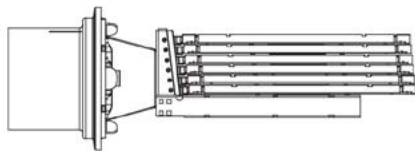


Closure Dimensions

450 B – Shown with 6 standard splice trays and standard version slack basket



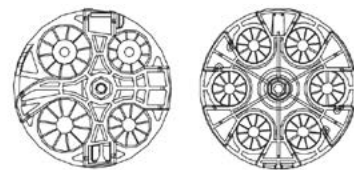
450 BS (B Short) – Shown with 6 standard splice trays and standard version slack basket



Gel-Block Profiles

Drawing Key

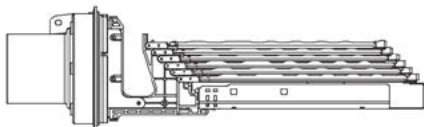
1. Dome
2. Clamp
3. Base
4. Trigger



450 A

450 BS, B6, C6, D6

450 C/D – D size shown with 6 standard splice trays and standard version slack basket. Note: FOSC 450 C closure is not shown, but will replicate the D size with the exception of shorter trays, basket, and dome.



Note: The drawings are not to scale

Closure Size (Dimensions in inches)	A	BS	B6	C6	D6
L Total closure length, excluding trigger	19	19	24	23	30
D Closure outer diameter, including clamp	8	9.2	9.8	11.5	11.5
Cable port dimensions (Dimensions in inches)	4	6	6	6	6
Number round cable ports	4	6	6	6	6
Cable diameter range	.30 -.87 (2X) .39 -1.10 (2X)	.35-1	.35-1	.35-1	.35-1

Splice Tray Dimensions

Tray Sizes	Fits FOSC Closure Size					Tray Fiber Capacity Versions Available		Nominal Tray Dimensions (inches, hinge not included)
	400	450	500	600	AIR FOSC	Single	Mass	L x W x H
A	A4, A8	A4, BS	N/A	N/A	A	12, 24	72*	9 ¹ / ₈ x 3 ⁷ / ₈ x 7 ⁷ / ₁₆
B	B2, B4	B6	N/A	N/A	B	12, 24	72*	12 x 3 ⁷ / ₈ x 7 ⁷ / ₁₆
C	C5	C6	N/A	N/A	N/A	12, 24	144*	7 ¹ / ₂ x 5 ⁷ / ₈ x 7 ⁷ / ₁₆
D	D5	D6	N/A	C or D	N/A	36, 72, 96	288*	15 x 5 ⁷ / ₈ x 7 ⁷ / ₁₆
A/B Ribbon	A4, A8, B2, B4	A4, BS, B6	N/A	N/A	A & B	N/A	144	9 ¹ / ₈ x 3 ⁷ / ₈ x 1
C Ribbon	C5	C6	N/A	N/A	N/A	N/A	216	7 ¹ / ₂ x 5 ⁷ / ₈ x 1
D Ribbon	D5	D6	N/A	C or D	N/A	N/A	288 /576	15 x 5 ⁷ / ₈ x 1

* When performing mass fusion splicing on these trays, ribbon slack must be stored on a separate tray or slack basket.

FOSC 450

Quick Reference Guide

FOSC 400				FOSC 450				FOSC 600							
Type/Size	D5	C5	B2	B4	A4	A8	D6	C6	B6	BS	A4	AA	D	C	A/B
Closure Size ¹ (inches) Approx. Closure Weights (lbs)	11.5 dia. 31L 16	11.5 dia. 23L 12	8 dia. 25L 8	8 dia. 19.5L 6	8 dia. 19.5L 6	11.5 dia. 30L 20	11.5 dia. 23L 16	9.8 dia. 24L 13	9.2 dia. 19L 10	8 dia. 19L 6	19 Lx2.5x5 5	33 Lx10x11 31	33 Lx6x11 30	29.5/37 Lx6x5 22/15	
Closure Capacity End-to-End															
Single Splice (SM6 Modules)	288	96	48	24	24	24	288	96	72	72	48	24 ²	324	180	48
Single Splice (SM12 Modules) ¹²	576	192	96	48	48	96	576	288	144	144	96	24 ²	648/864 ²	360/480 ²	96
Mass Fusion Splice	1728	648	144	N/A	144	144	1728	864	288	144	144	N/A	1728	864	288
Mid-Sheath															
Single Splice	432	192	96	48	48	96	576	288*	144	144	72	24	864	480	96
Mass Fusion Splice	864	432	144	N/A	144	144	864	432	288	288	216	N/A	1728	864	288
Trays Per Closure															
Standard Trays	8 ¹ /6 ⁵ /5 ⁶	8 ¹ /6 ⁵ /5 ⁶	4 ⁴	25	4 ⁴ /3 ² /2 ⁶	8 ¹ /6 ⁵ /5 ⁶	8 ¹ /6 ⁵ /5 ⁶	8 ¹ /6 ⁵ /5 ⁶	6 ¹ /6 ⁵ /4 ⁶	6 ¹ /6 ⁵ /2 ⁶	4 ⁴ /3 ⁵ /6 ⁶	1	9	5	4
Ribbon Trays	4 ³ /4 ³ /2 ⁶	4 ⁴ /3 ⁵ /2 ⁶	2 ⁵	1 ⁵	2 ⁴ /1 ⁵ /1 ⁶	4 ³ /4 ³ /2 ⁶	4 ⁴ /3 ⁵ /2 ⁶	4 ⁴ /3 ⁵ /2 ⁶	3 ⁴ /3 ⁵ /2 ⁶	3 ⁴ /3 ⁵ /1 ⁶	2 ⁴ /2 ⁵ /1 ⁶	N/A	5 ³	31 ³	N/A ¹¹
Single Fiber Splice Capacity per Tray															
SM6 Modules	36	12	12	12	12	12	36	12	12	12	12	N/A	36	36	12
SM12 Modules ²	72	24	24	24	24	24	72	24	24	24	24	N/A	72	72	24
FIST Modules ²	96	N/A	N/A	N/A	N/A	N/A	96	N/A	N/A	N/A	N/A	24	96	96	N/A
Patching															
Tray (quantity/type)	Yes (12,16/sc)	No	No	No/No	No/No	Yes (12,16/sc)	Yes (12,16/sc)	No	Yes (12,16/sc)	No	No	No	Yes (12,16/sc)	Yes (12,16/sc)	No
Basket (quantity/type)	Yes (4/all, 8/sc)	No	Yes (4/all, 8/sc)	Yes (4/all, 8/sc)	Yes (4/all, 8/sc)	Yes (4/all, 8/sc)	Yes (4/all, 8/sc)	No	Yes (4/all, 8/sc)	Yes (4/all, 8/sc)	Yes (4/all, 8/sc)	No	No	No	No
Sealing System															
Closure Dome-to-Base or Top-to-Bottom	"O" Ring/ Clamp	"O" Ring/ Clamp	"O" Ring/ Clamp	"O" Ring/ Clamp	"O" Ring/ Clamp	"O" Ring/ Clamp	"O" Ring/ Clamp	"O" Ring/ Clamp	"O" Ring/ Clamp	"O" Ring/ Clamp	"O" Ring/ Clamp	Dry Gasket	Dry Gasket	Dry Gasket	Breathable
Cable Capacity															
Butt (std./max.)	7/12 ⁹	7/12 ⁹	4/8 ⁹	6/10 ⁹	6 ⁹	10 ⁹	6/16/21 ⁸	6/16/21 ⁸	6/16/21 ⁸	6/16/21 ⁸	4/10/13 ⁸	2	8/16/20 ⁸	8/16/20 ⁸	N/A up to 12
Inline (std./max.)	N/A	N/A	N/A	N/A	N/A	N/A	N/A	N/A	N/A	N/A	N/A	4	12/20/24 ⁸	12/20/24 ⁸	N/A up to 12
Fire Retardant Closure Available	Yes (400-D5/FR)	No ¹⁰	Yes (400-D5/FR)	No ¹⁰	No ¹⁰	No ¹⁰	No ¹⁰	No ¹⁰	No ¹⁰	No ¹⁰	No ¹⁰	No	No	No	No
Tools Required	CV-1981 Hot Air Gun, Power	CV-1981 Hot Air Gun, Power	CV-1981 Hot Air Gun, Power	CV-1981 Hot Air Gun, Power	CV-1981 Hot Air Gun, Power	CV-1981 Hot Air Gun, Power	Can Wrench, Snips	Can Wrench, Snips	Can Wrench, Snips	Can Wrench, Snips	Can Wrench, Snips	1/2" Nut Driver, Screwdriver	1/2" Nut Driver, Screwdriver	1/2" Nut Driver, Screwdriver	1/2" Nut Driver

Using C-36 trays (mechanical modules)

1 Closure length (L) plus 10X largest cable diameter installed equals the overall length required for handhole. Maximum dimensions includes clamp and cable sealing. Diameter dimensions include clamp. Diameter without clamps are approximately 2 inches less.

2 Trays configured with FIST style splice modules provide 96 single splice capacity - FOSC 400 D5 and 450 D6 closures can also accommodate FIST style modules (SMOUV splice protection sleeves must be used)

3 The ribbon tray can also be configured with 12 SC adapters for patching and provide 12 single splice capacity.

4 Flexible sock is used for LBT storage.

5 With standard basket.

6 With tail basket.

7 If using the 3-cable multi-cable kit, 3 flat or 3 round cables per port if cable does not exceed <0.25" diameter

8 If using the 4-cable multi-cable kits and combined cables do not exceed 1" diameter.

9 Multiple cables per port can be installed (using SCOP or branch-off clip) if cable diameters do not exceed port diameter.

10 Fire Retardant bag or blanket options.

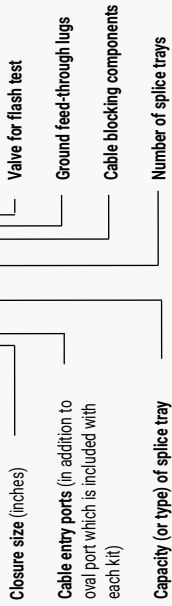
11 Ribbon/mass fusion can be done but slack is pulled back into the slack area under the trays.

12 SMOUV splice protection sleeves must be used.

13 FOSC 600 C closure uses 'D' size splice trays

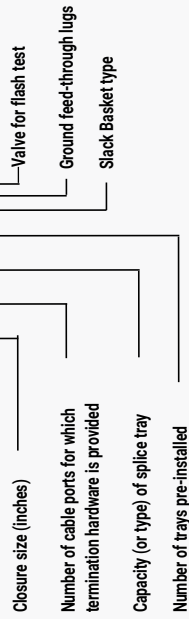
FOSC 400 Closure

FOSC 400 - XX - X - X - XXX



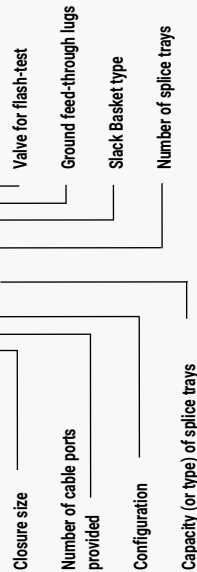
FOSC 450 Closure

FOSC 450 - XX - X - X - X - XXX



FOSC 600 Closure

FOSC 600 - X X X - XX - X - X X X



CLASS A FOSC Closures

- FOSC 400**
 FOSC400-A4-NT-0-NGV C22578-000
 FOSC400-A8-NT-0-NGV F84540-000
 FOSC400-B2-NT-0-NGV 755467-000
 FOSC400-B4-NT-0-NGV 677893-000
 FOSC400-C5-NT-0-NGV L21886-000
 FOSC400-D5-NT-0-NGV 430987-000
- FOSC 450**
 FOSC450-A4-4-NT-0-A1V A08617-000
 FOSC450-B5-6-NT-0-B0V F34112-000
 FOSC450-A4-4-NT-0-NOV
 FOSC450-B6-4-NT-0-NOV
 FOSC450-BS-4-NT-0-NOV
 FOSC450-D6-4-NT-0-NOV
 FOSC450-A4-4-NT-0-N1V
 FOSC450-B6-4-NT-0-N3V
- FOSC 600**
 FOSC600-C8B-NT-0-CAV 531296-000
 FOSC600-C8H-NT-0-CAV A13992-000
 FOSC600-D8B-NT-0-DAV 867502-000
 FOSC600-D8H-NT-0-D4V F90616-000

*NT indicates that no tray is factory installed in this closure.

CLASS B FOSC Closures

(Contact IE's Customer Service for complete list)

Includes all CLASS A configurations with 12, 24, and Ribbon trays (FOSC400, 450 A, B and C closures) or 36, 72 and Ribbon Trays (FOSC400, 450 D closures, FOSC600 Closures). Some sizes available with tall slack storage baskets.

- ex: FOSC400-D5-36-1-NGV 197697-000
 ex: FOSC450-C6-4-12-1-C6V Y53157-000
 ex: FOSC600-D8B-R2-1-D4V A37830-000

Includes non-grounded CLASS A configurations with 12, 24, and Ribbon trays (FOSC400, 450 A, B and C closures) or 36, 72 and Ribbon Trays (FOSC400, 450 D closures, FOSC600 Closures). Some sizes available with tall slack storage baskets.

- ex: FOSC400-B4-12-1-BNV 886337-000
 ex: FOSC450-B6-4-24-1-B0V 776482-000
 ex: FOSC600-C8B-36-1-CDV 7X2580-000

Includes RUS closure configurations.

				Fits the following closure sizes		
Tray Size	Tray Fiber Capacity Single	Mass	Nominal Tray Dimensions (L x W x H)*	FOSC 400	FOSC 450	FOSC 600
FOSC A	12, 24	72	9 1/8 x 3 7/8 x 7/16	A4, A8	A4, BS	N/A
FOSC B	12, 24	72	12 x 3 7/8 x 7/16	B2, B4	B6	N/A
FOSC C	12, 24	144	7 1/2 x 5 7/8 x 7/16	C5	C6	N/A
FOSC D	36, 72, 96	288	15 x 5 7/8 x 7/16	D5	D6	C or D
FOSC A/B Ribbon	N/A	144	9 1/8 x 3 7/8 x 1	A4, A8, B2, B4	A4, BS, B6	N/A
FOSC C Ribbon	N/A	216	7 1/2 x 5 7/8 x 1	C5	C6	N/A
FOSC D Ribbon	N/A	288	15 x 5 7/8 x 1	D5	D6	C or D

CommScope pushes the boundaries of communications technology with game-changing ideas and ground-breaking discoveries that spark profound human achievement. We collaborate with our customers and partners to design, create and build the world's most advanced networks. It is our passion and commitment to identify the next opportunity and realize a better tomorrow.

Discover more at commscope.com

COMMSCOPE®

commscope.com

Visit our website or contact your local CommScope representative for more information.

© 2024 CommScope, LLC. All rights reserved.

CommScope and the CommScope logo are registered trademarks of CommScope and/or its affiliates in the U.S. and other countries. For additional trademark information see <https://www.commscope.com/trademarks>. All product names, trademarks and registered trademarks are property of their respective owners.

CO-119069-EN (09/24)