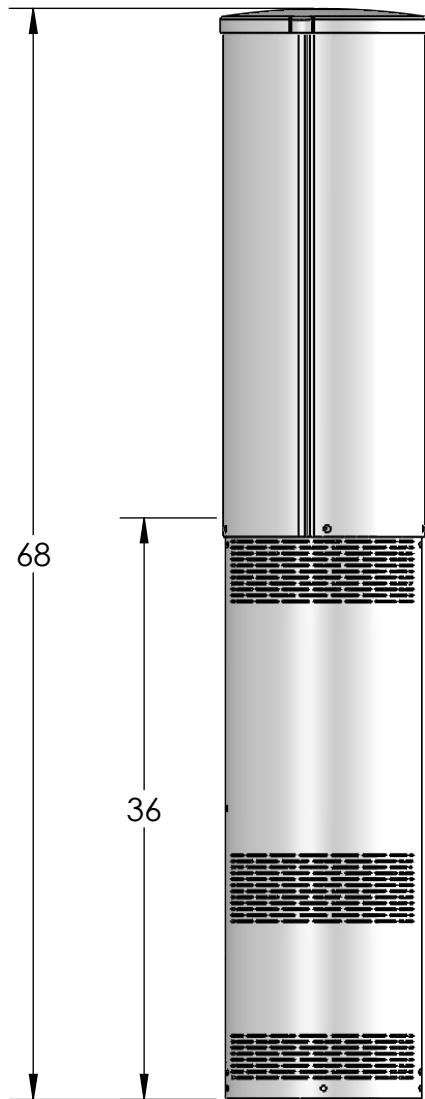
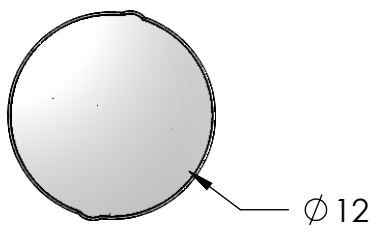


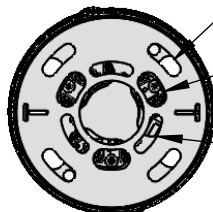
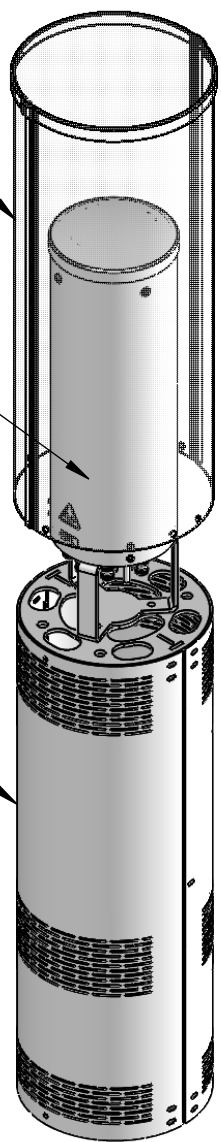
REVISIONS			
REV.	DESCRIPTION	BY	DATE
A	INITIAL RELEASE	MJP	03/21/2021



CANISTER ANTENNA
COSMETIC SHROUD

CANISTER ANTENNA

PT12 ENCLOSURE



(4) 3/4" MOUNTING BOLTS
EQUALLY SPACED ON Ø 9.5 B.C.

CABLE ROUTING
OPENINGS

ADDITIONAL MOUNTING OPTIONS
(3) 5/8" MOUNTING BOLTS
EQUALLY SPACED ON Ø 5.62 B.C.

D
C
B
A

D
C
B
A

<p>These drawings and specifications are the proprietary property of CommScope Inc. and may be used only for the specific purpose authorized in writing by CommScope Inc.</p> <p>ALL DIMENSIONS ARE IN INCHES U.O.S. TOLERANCES UNLESS OTHERWISE SPECIFIED:</p> <table border="0"> <tr> <td>.X = ±</td> <td>.12</td> <td>ANGLES</td> <td>±2°</td> </tr> <tr> <td>.XX = ±</td> <td>.06</td> <td>FRACTIONS</td> <td>±1/32</td> </tr> <tr> <td>.XXX = ±</td> <td>.031</td> <td></td> <td></td> </tr> </table> <p>REMOVE BURRS AND BREAK EDGES .005</p> <p>DO NOT SCALE THIS PRINT</p>	.X = ±	.12	ANGLES	±2°	.XX = ±	.06	FRACTIONS	±1/32	.XXX = ±	.031			DRAWN BY: MJP	SHEET: 1 of 1	PART NUMBER: SSC-760236966E1UX CUT SHEET
	.X = ±	.12	ANGLES	±2°											
	.XX = ±	.06	FRACTIONS	±1/32											
	.XXX = ±	.031													
CHECKED BY:	SCALE:	DESCRIPTION: METRO CELL, SOLN - PT 12 IN													
DATE:	MATERIAL:	DRAWING TYPE:													
REVISION: A	FINISH:														

4 1 3 2 1