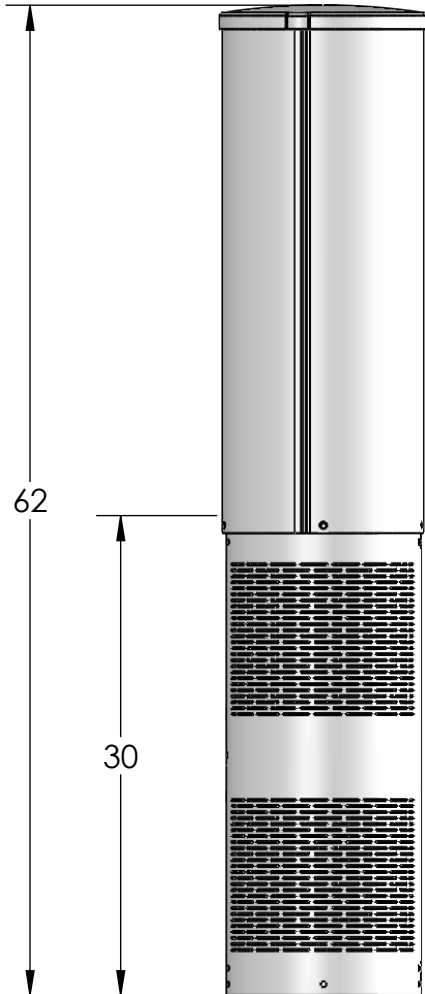
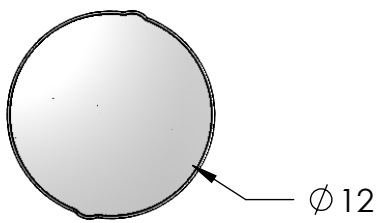


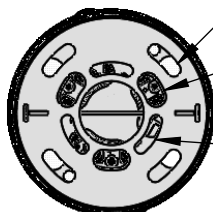
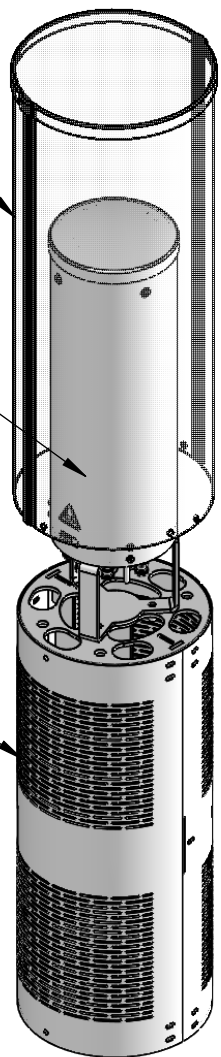
REVISIONS			
REV.	DESCRIPTION	BY	DATE
A	INITIAL RELEASE	MJP	03/21/2021



CANISTER ANTENNA
COSMETIC SHROUD

CANISTER ANTENNA

PT12 ENCLOSURE



(4) 3/4" MOUNTING BOLTS
EQUALLY SPACED ON Ø 9.5 B.C.

CABLE ROUTING
OPENINGS

ADDITIONAL MOUNTING OPTIONS
(3) 5/8" MOUNTING BOLTS
EQUALLY SPACED ON Ø 5.62 B.C.

These drawings and specifications are the proprietary property of CommScope Inc. and may be used only for the specific purpose authorized in writing by CommScope Inc.

ALL DIMENSIONS ARE IN INCHES U.O.S.
TOLERANCES UNLESS OTHERWISE SPECIFIED:

.X = ±	.12	ANGLES	±2°
.XX = ±	.06	FRACTIONS	±1/32
.XXX = ±	.031		

REMOVE BURRS AND BREAK EDGES .005

DO NOT SCALE THIS PRINT

DRAWN BY: MJP	SHEET: 1 of 1
CHECKED BY:	SCALE:
DATE:	MATERIAL:
REVISION: A	FINISH: WEIGHT:

PART NUMBER: SSC-760236966E2UX CUT SHEET
DESCRIPTION: METRO CELL, SOLN - PT 12 IN
DRAWING TYPE:

