


# PPLUJGDLUCF



## Propel ULL Singlemode Cabled Module, 2x12 duplex LC Propel module on End A to Stub on End B, 24 fiber LSZH Trunk, Method B Enhanced

- This component requires 3 of the 12 lanes on the Propel Panel blade
- Ultra-low loss (ULL) with Method B Enhanced polarity
- End A module can be installed from rear of panel
- Serialized QR code provides easy access to factory optical test results

## Product Classification

<b>Regional Availability</b>	Asia   Australia/New Zealand   EMEA   Latin America   North America
<b>Portfolio</b>	SYSTIMAX®
<b>Product Type</b>	Fiber cabled module
<b>Product Brand</b>	Propel
<b>Product Series</b>	PPL
<b>Ordering Note</b>	For lengths greater than 999 ft (304 m), orders must be in meters   Maximum length is 400 meters

## General Specifications

<b>Configuration Type</b>	PROPEL Module to Stub
<b>Cable Color</b>	Yellow
<b>Cable Type</b>	Trunk Cable - LSZH
<b>Interface, front</b>	LC/UPC
<b>Interface Feature, front</b>	Duplex   Shuttered
<b>Interface Color, front</b>	Blue
<b>Interface, rear</b>	Stub
<b>Module Size, end A</b>	12 fiber
<b>Module Quantity, end A</b>	2
<b>Polarity</b>	Method B Enhanced (ULL)
<b>Total Fibers, quantity</b>	24
<b>Total Ports, quantity, front</b>	12

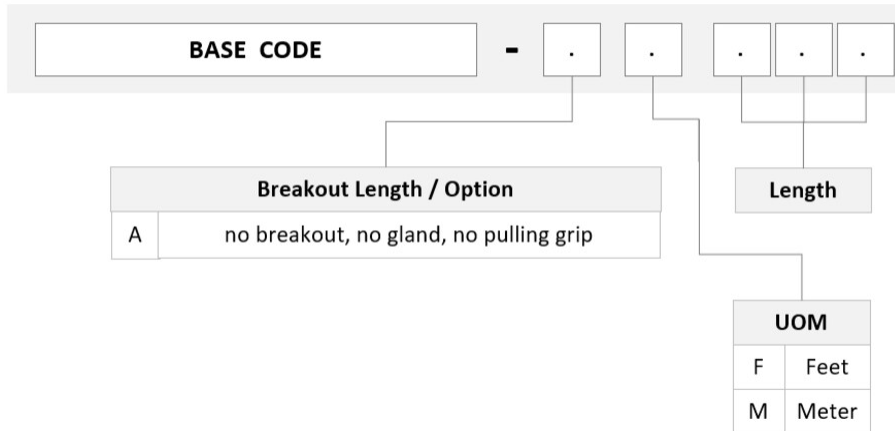
## Dimensions

<b>Height</b>	11 mm   0.433 in
<b>Width</b>	196 mm   7.717 in

# PPLUJGDLUCF

<b>Depth</b>	170 mm   6.693 in
<b>Breakout Length, end B</b>	0 in
<b>Cable Assembly Length Range (m)</b>	1 – 400
<b>Cable Assembly Length Range (ft)</b>	2 – 999

## Ordering Tree



## Optical Specifications

<b>Fiber Mode</b>	Singlemode
<b>Fiber Type</b>	OS2
<b>Insertion Loss, maximum</b>	0.6 dB

## Environmental Specifications

<b>Qualification Standards</b>	IEC 61753-1   TIA-568.3-D
<b>Safety Standard</b>	c-UL-us

## Packaging and Weights

<b>Packaging quantity</b>	1
---------------------------	---


## Regulatory Compliance/Certifications

<b>Agency</b>	<b>Classification</b>
CHINA-ROHS	Above maximum concentration value
ROHS	Compliant/Exempted
UK-ROHS	Compliant/Exempted



## Included Products

- 760246345  
N-024-MP-8G1-F12YL/20T/D – Fiber indoor cable, Low Smoke Zero Halogen Riser MPO Trunk, 24 fiber with 12 fiber 2.0mm subunits, Singlemode G.657.A2/B2, Gel-free, Feet jacket marking, Yellow jacket color, Dca Flame rating



Fiber indoor cable, Low Smoke Zero Halogen Riser MPO Trunk, 24 fiber with 12 fiber 2.0mm subunits, Singlemode G.657.A2/B2, Gel-free, Feet jacket marking, Yellow jacket color, Dca Flame rating

## Product Classification

<b>Regional Availability</b>	Asia   Australia/New Zealand   EMEA   Latin America   North America
<b>Portfolio</b>	CommScope®
<b>Product Type</b>	Fiber indoor cable
<b>Product Series</b>	N-MP

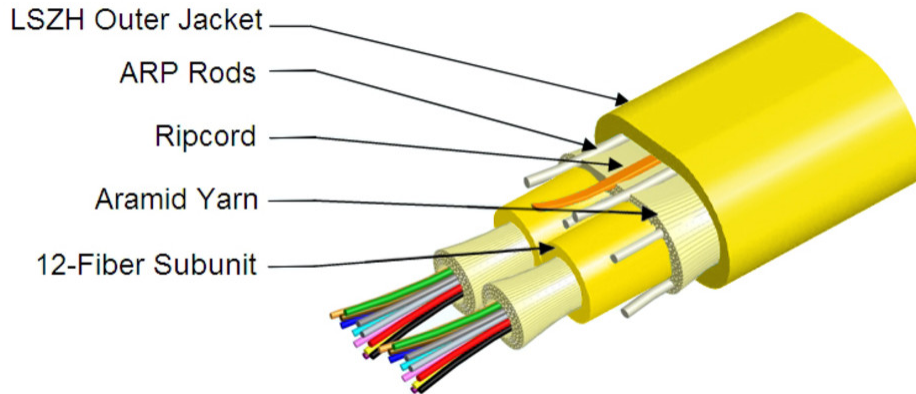
## General Specifications

<b>Cable Type</b>	MPO trunk cable
<b>Construction Type</b>	Non-armored
<b>Subunit Type</b>	Gel-free
<b>Jacket Color</b>	Yellow
<b>Jacket Marking</b>	Feet
<b>Subunit, quantity</b>	2
<b>Fibers per Subunit, quantity</b>	12
<b>Total Fiber Count</b>	24

## Dimensions

<b>Height Over Jacket</b>	4.5 mm   0.177 in
<b>Width Over Jacket</b>	6.2 mm   0.244 in
<b>Buffer Tube/Subunit Diameter</b>	2 mm   0.079 in

## Representative Image



## Mechanical Specifications

<b>Minimum Bend Radius, loaded</b>	67 mm   2.638 in
<b>Minimum Bend Radius, unloaded</b>	45 mm   1.772 in
<b>Tensile Load, long term, maximum</b>	200 N   44.962 lbf
<b>Tensile Load, short term, maximum</b>	667 N   149.948 lbf
<b>Compression</b>	10 N/mm   57.101 lb/in
<b>Compression Test Method</b>	FOTP-41   IEC 60794-1 E3
<b>Flex</b>	300 cycles
<b>Flex Test Method</b>	FOTP-104   IEC 60794-1 E6
<b>Impact</b>	2.94 N-m   26.021 in lb
<b>Impact Test Method</b>	FOTP-25   IEC 60794-1 E4
<b>Strain</b>	See long and short term tensile loads
<b>Strain Test Method</b>	FOTP-33   IEC 60794-1 E1
<b>Twist</b>	10 cycles
<b>Twist Test Method</b>	FOTP-85   IEC 60794-1 E7
<b>Vertical Rise, maximum</b>	500 m   1,640.42 ft

## Optical Specifications

<b>Fiber Type</b>	G.657.A2/B2   OS2
-------------------	-------------------

## Environmental Specifications

<b>Installation temperature</b>	0 °C to +60 °C (+32 °F to +140 °F)
---------------------------------	------------------------------------

# 760246345 | N-024-MP-8G1-F12YL/20T/D

---

<b>Operating Temperature</b>	0 °C to +70 °C (+32 °F to +158 °F)
<b>Storage Temperature</b>	-40 °C to +70 °C (-40 °F to +158 °F)
<b>Cable Qualification Standards</b>	ANSI/ICEA S-83-596   Telcordia GR-409
<b>EN50575 CPR Cable EuroClass Fire Performance</b>	Dca
<b>EN50575 CPR Cable EuroClass Smoke Rating</b>	s1a
<b>EN50575 CPR Cable EuroClass Droplets Rating</b>	d1
<b>EN50575 CPR Cable EuroClass Acidity Rating</b>	a1
<b>Environmental Space</b>	Low Smoke Zero Halogen (LSZH)   Riser
<b>Flame Test Listing</b>	NEC OFNR-ST1 (ETL) and c(ETL)
<b>Flame Test Method</b>	IEC 60332-3   IEC 60754-2   IEC 61034-2   UL 1666   UL 1685

## Environmental Test Specifications

<b>Heat Age</b>	0 °C to +85 °C (+32 °F to +185 °F)
<b>Heat Age Test Method</b>	IEC 60794-1 F9
<b>Low High Bend</b>	0 °C to +60 °C (+32 °F to +140 °F)
<b>Low High Bend Test Method</b>	FOTP-37   IEC 60794-1 E11
<b>Temperature Cycle</b>	0 °C to +70 °C (+32 °F to +158 °F)
<b>Temperature Cycle Test Method</b>	FOTP-3   IEC 60794-1 F1

## Packaging and Weights

<b>Cable weight</b>	33 kg/km   22.175 lb/kft
---------------------	--------------------------

## \* Footnotes

**Operating Temperature** Specification applicable to non-terminated bulk fiber cable