

CJAAG | IPO6-24LUTP-01S-01S

Base Product



InstaPATCH® Cu GigaSPEED XL® U/UTP LSZH Preterminated Copper Cable, single row standard density outlet to single row standard density outlet, 24 links

This product will be discontinued on: January 31, 2025

Product Classification

Regional Availability	Asia Australia/New Zealand EMEA Latin America North America
Portfolio	CommScope®
Product Type	Copper trunk cable assembly
Product Brand	GigaSPEED XL® InstaPATCH® Cu

General Specifications

ANSI/TIA Category	6
Cable Type	U/UTP (unshielded)
Conductor Type	Solid
Interface, Connector A	Information outlet
Interface Feature, connector A	Single row Standard density
Interface, Connector B	Information outlet
Interface Feature, connector B	Single row Standard density
Link Count	24
Wiring	T568B

Dimensions

Cable Assembly Length Range (m)	2 – 90
Cable Assembly Length Range (ft)	7 – 295

Electrical Specifications

dc Resistance, maximum	0.3 ohm
Safety Voltage Rating	300 V

Ordering Tree

1 2 3 4 5 6 7 8 9 10 11 12
C A A A C - 1 1 H A B B F 0 5 0

Cable Type	Connector B	Orientation A	Orientation B
A Cat 6A X10D – U/UTP (Plenum)	A Outlet* – Single Row Standard Density	1 Trident Series Flat	1 Trident Series Flat
B Cat 6A X10D – U/UTP (Riser)	B Outlet* – Dual Row Standard Density	2 Right Paired Flat	2 Right Paired Flat
C Cat 6A X10D – U/UTP (LSZH)	C Outlet* – Dual Row High Density	3 Right Series Flat	3 Right Series Flat
D Cat 6A X10D – F/UTP (Plenum)	G RJ45 Plug* – Single Row Standard Density	4 Left Paired Flat	4 Left Paired Flat
E Cat 6A X10D – F/UTP (Riser)	H RJ45 Plug* – Dual Row Standard Density	5 Left Series Flat	5 Left Series Flat
F Cat 6A X10D – F/UTP (LSZH)	J RJ45 Plug* – Dual Row High Density	6 Trident Paired Flat	6 Trident Paired Flat
G Cat 6 XL – U/UTP (Plenum)	N 1100 Module	A Trident Series Angled	A Trident Series Angled
H Cat 6 XL – U/UTP (Riser)	R 360 1100 Evolve Module	B Right Paired Angled	B Right Paired Angled
J Cat 6 XL – U/UTP (LSZH)	S OneLink 2x6	C Right Series Angled	C Right Series Angled
Q Cat 6A X10D – S/FTP (LSZH)	T OneLink 2x4	D Left Paired Angled	D Left Paired Angled
R Cat 6 – U/UTP Class B Rated (LSZH)		E Left Series Angled	E Left Series Angled
S Cat 6A – U/UTP Class B Rated (LSZH)		F Trident Paired Angled	F Trident Paired Angled
Y Cat 6A X10D SD – U/UTP (Riser)			X Not Applicable

Connector A	Link	Outlet Color	UOM	Length
A Outlet* – Single Row Standard Density	B 6	0 Not Applicable	11 F Foot	12 XXX
B Outlet* – Dual Row Standard Density	C 8	1 Black (BK)	M Meter	
C Outlet* – Dual Row High Density	D 12	2 Blue (BL)		
G RJ45 Plug* – Single Row Standard Density	E 16	8 White (WH)		
H RJ45 Plug* – Dual Row Standard Density	F 18			
J RJ45 Plug* – Dual Row High Density	G 24			
N 1100 Module				
R 360 1100 Evolve Module				
S OneLink 2x6				
T OneLink 2x4				
X Unterminated				

Bundling	Jacket Color	Labeling
7 H Hook-n-Loop	10 B White (WH)	8 A Generic Label
S Sleaving	C Slate (SL)	
	Z Blue (BL)	

• Cords > 1m are authorized for use in channels and are an effective standalone method used to connect active devices
 • Cords < 1m are also valid elements for use in a channel or as an equipment interconnect, but due to their limited length are not guaranteed to meet component compliance requirements that were developed to assess the quality of longer cords

Environmental Specifications

Operating Temperature	-10 °C to +60 °C (+14 °F to +140 °F)
Environmental Space	Low Smoke Zero Halogen (LSZH)
Flammability Rating	UL 94 V-0


Regulatory Compliance/Certifications

Agency	Classification
ISO 9001:2015	Designed, manufactured and/or distributed under this quality management system

Included Products

- 3071E-4/23 – GigaSPEED XL® 3071 ETL Verified Category 6 U/UTP Cable, low smoke zero halogen, 4 pair count
- MGS400 – GigaSPEED XL® M-Series Modular Jack, RJ45, Cat6 Unshielded

3071E-4/23



GigaSPEED XL® 3071 ETL Verified Category 6 U/UTP Cable, low smoke zero halogen, 4 pair count

Product Classification

Regional Availability	Asia Australia/New Zealand EMEA Latin America
Portfolio	SYSTIMAX®
Product Type	Twisted pair cable
Product Brand	GigaSPEED XL®

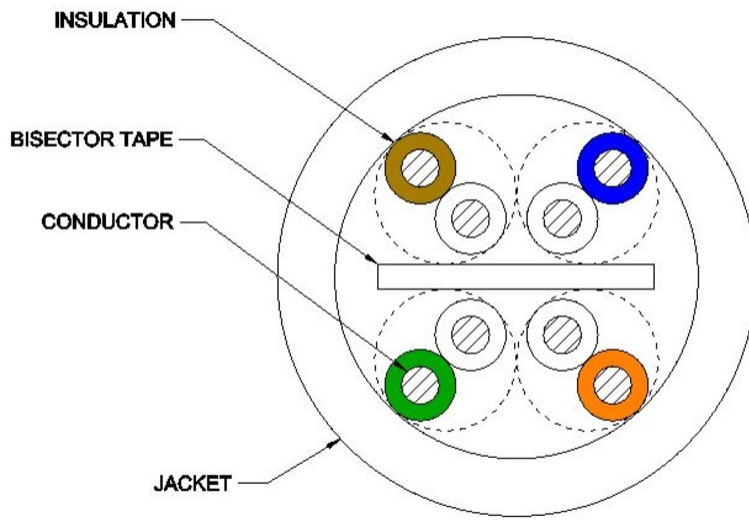
General Specifications

Product Number	3071E
ANSI/TIA Category	6
Cable Component Type	Horizontal
Cable Type	U/UTP (unshielded)
Conductor Type, singles	Solid
Conductors, quantity	8
Pairs, quantity	4
Separator Type	Bisector
Transmission Standards	ANSI/TIA-568.2-D CENELEC EN 50288-6-1 ISO/IEC 11801 Class E

Dimensions

Diameter Over Jacket, nominal	5.918 mm 0.233 in
Jacket Thickness	0.508 mm 0.02 in
Conductor Gauge, singles	23 AWG

Cross Section Drawing



Electrical Specifications

dc Resistance Unbalance, maximum	5 %
dc Resistance, maximum	7.61 ohms/100 m 2.32 ohms/100 ft
Mutual Capacitance at Frequency	5.6 nF/100 m @ 1 kHz
Nominal Velocity of Propagation (NVP)	69 %
Operating Frequency, maximum	300 MHz
Operating Voltage, maximum	80 V
Remote Powering	Fully complies with the recommendations set forth by IEEE 802.3bt (Type 4) for the safe delivery of power over LAN cable when installed according to ISO/IEC 14763-2, CENELEC EN 50174-1, CENELEC EN 50174-2 or TIA TSB-184-A

Material Specifications

Conductor Material	Bare copper
Insulation Material	Polyolefin
Jacket Material	Low Smoke Zero Halogen (LSZH)
Separator Material	Polyolefin

Mechanical Specifications

Pulling Tension, maximum	11.34 kg 25 lb
---------------------------------	------------------

3071E-4/23

Environmental Specifications

Installation temperature	0 °C to +60 °C (+32 °F to +140 °F)
Operating Temperature	-20 °C to +60 °C (-4 °F to +140 °F)
Acid Gas Test Method	IEC 60754-2
Environmental Space	Low Smoke Zero Halogen (LSZH)
Flame Test Method	IEC 60332-3-22
Smoke Test Method	IEC 61034-2

Packaging and Weights


Cable weight	37.204 kg/km 25 lb/kft
---------------------	--------------------------

Regulatory Compliance/Certifications

Agency	Classification
ISO 9001:2015	Designed, manufactured and/or distributed under this quality management system

MGS400

Base Product



GigaSPEED XL® M-Series Modular Jack, RJ45, Cat6 Unshielded

- Electrical performance guaranteed to meet or exceed the channel specifications to ISO/IEC 11801 Class E and ANSI/TIA-568.2-D Category 6
- Patented crossing of straddling pair contacts enables efficient alien crosstalk reduction in the channel
- Snaps into standard M-series faceplates, surface-mount boxes, consolidation point boxes and modular panels
- Mountable either at 90 degrees (straight) or 45 degrees (angled) in M-series faceplate

Product Classification

Regional Availability

Asia | Australia/New Zealand | EMEA | Latin America | North America

Portfolio

SYSTIMAX®

Product Type

Modular jack

Product Brand

GigaSPEED XL®

Product Series

MGS400

General Specifications

ANSI/TIA Category

6

Cable Type

Unshielded

Conductor Type

Solid | Stranded

Termination Type

IDC

Wiring

T568A | T568B

Dimensions

Height

19.4 mm | 0.764 in

Width

21.08 mm | 0.83 in

Depth

30.2 mm | 1.189 in

Compatible Conductor Gauge, solid

22 AWG | 24 AWG

Compatible Conductor Gauge, stranded

22 AWG | 24 AWG

Electrical Specifications

Contact Resistance Variation, maximum

20 mOhm

Contact Resistance, maximum

100 mOhm

MGS400

Current Rating at Temperature	1.5 A @ 20 °C 1.5 A @ 68 °F
Dielectric Withstand Voltage, RMS, conductive surface	1,500 Vac @ 60 Hz
Dielectric Withstand Voltage, RMS, contact-to-contact	1,000 Vac @ 60 Hz
Insulation Resistance, minimum	500 MOhm
PoE Durability	Supports IEEE 802.3bt Type 4 (90 W) applications after 3000 plug to jack mating cycles

Material Specifications

Contact Plating Material	Precious metals
Material Type	Copper alloy High-impact, flame retardant, thermoplastic
Termination Contact Plating	Nickel

Mechanical Specifications

Plug Retention Force, minimum	133 N 29.9 lbf
Plug to Jack Mating Cycles	Complies to IEC 60603-7 series

Environmental Specifications

Operating Temperature	-10 °C to +60 °C (+14 °F to +140 °F)
Storage Temperature	-40 °C to +70 °C (-40 °F to +158 °F)
Relative Humidity	Up to 95%, non-condensing
Flammability Rating	UL 94 V-0
Safety Standard	UL cUL

Regulatory Compliance/Certifications

Agency	Classification
ISO 9001:2015	Designed, manufactured and/or distributed under this quality management system