


UFG LCLC21

Base Product



Ultra Low Loss Singlemode, LC/UPC to LC/UPC, Fiber Patch Cord, 1.6 mm Simplex, Low Smoke Zero Halogen

Product Classification

Regional Availability	Asia Australia/New Zealand Europe Latin America Middle East /Africa North America
Portfolio	CommScope®
Product Type	Fiber patch cord, simplex
Product Brand	SYSTIMAX ULL
Product Series	UFG
Ordering Note	For lengths greater than 999 ft (304 m), orders must be in meters Minimum length may vary based on cable configuration

General Specifications

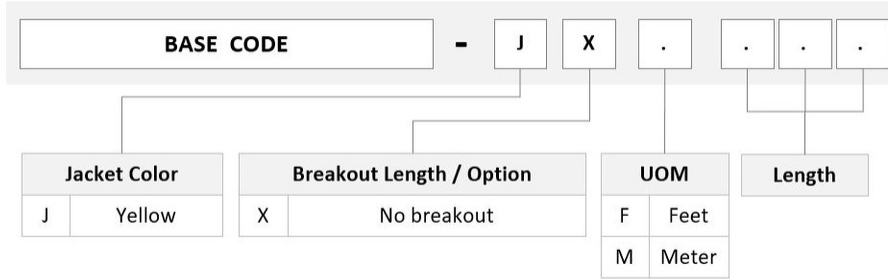
Color, connector A	Blue
Color, connector B	Blue
Interface, Connector A	LC/UPC
Interface, Connector B	LC/UPC
Jacket Color	Yellow
Total Fibers, quantity	1

Dimensions

Cable Assembly Length Range (m)	1 – 999
Cable Assembly Length Range (ft)	1 – 999
Diameter Over Jacket	1.6 mm 0.063 in

Ordering Tree

UFGLCLC21



Mechanical Specifications

Cable Retention Strength, maximum 11.24 lb @ 0 ° | 4.40 lb @ 90 °

Optical Specifications

Fiber Mode Singlemode

Fiber Type G.657.A2, TeraSPEED®

Environmental Specifications

Operating Temperature -10 °C to +60 °C (+14 °F to +140 °F)

Environmental Space Dual Rated LSZH/Riser


Regulatory Compliance/Certifications

Agency	Classification
ANATEL	Compliant
CHINA-ROHS	Above maximum concentration value
ISO 9001:2015	Designed, manufactured and/or distributed under this quality management system
ROHS	Compliant/Exempted
UK-ROHS	Compliant/Exempted



Included Products

- 760238068 – 1.6mm Low Smoke Zero Halogen Riser Simplex Cable
- N-001-SP-8G-F16YL/E
- 860637435 – LC/UPC Connector, Singlemode, Blue, Short Boot



1.6mm Low Smoke Zero Halogen Riser Simplex Cable

Product Classification

Regional Availability	Asia Australia/New Zealand EMEA Latin America North America
Portfolio	CommScope®
Product Type	Fiber indoor cable
Product Series	N-SP

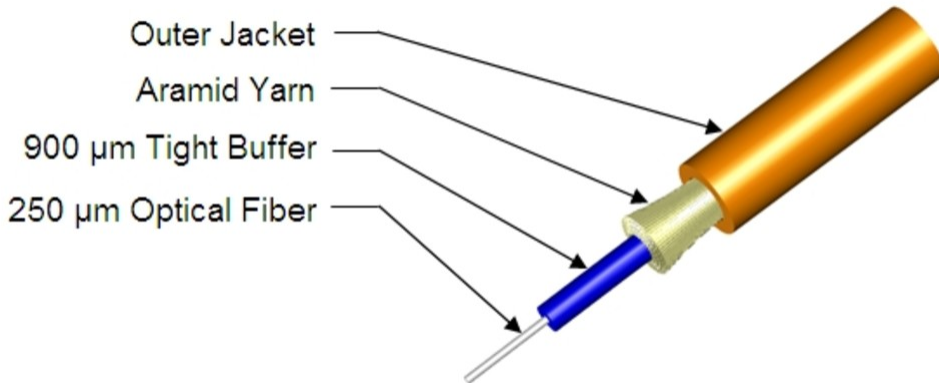
General Specifications

Cable Type	Cordage
Construction Type	Non-armored
Subunit Type	Gel-free
Jacket Color	Yellow
Jacket Marking	Feet
Total Fiber Count	1

Dimensions

Diameter Over Jacket	1.7 mm 0.067 in
-----------------------------	-------------------

Representative Image



Mechanical Specifications

Minimum Bend Radius, loaded	38 mm 1.496 in
Minimum Bend Radius, unloaded	15 mm 0.591 in
Tensile Load, long term, maximum	29 N 6.519 lbf
Tensile Load, short term, maximum	98 N 22.031 lbf
Compression	10 N/mm 57.101 lb/in
Compression Test Method	FOTP-41 IEC 60794-1 E3
Flex	300 cycles
Flex Test Method	FOTP-104 IEC 60794-1 E6
Impact	0.74 N-m 6.55 in lb
Impact Test Method	FOTP-25 IEC 60794-1 E4
Strain	See long and short term tensile loads
Strain Test Method	FOTP-33 IEC 60794-1 E1
Twist	10 cycles
Twist Test Method	FOTP-85 IEC 60794-1 E7
Vertical Rise, maximum	500 m 1,640.42 ft

Optical Specifications

Fiber Type	G.657.A2/B2 G.657.A2/B2
-------------------	---------------------------

Environmental Specifications

760238068 | N-001-SP-8G-F16YL/E

Installation temperature	-20 °C to +60 °C (-4 °F to +140 °F)
Operating Temperature	-20 °C to +70 °C (-4 °F to +158 °F)
Storage Temperature	-40 °C to +70 °C (-40 °F to +158 °F)
Cable Qualification Standards	ANSI/ICEA S-83-596 Telcordia GR-409
EN50575 CPR Cable EuroClass Fire Performance	Eca
Environmental Space	Low Smoke Zero Halogen (LSZH) Riser
Flame Test Listing	NEC OFNR-ST1 (ETL) and c(ETL)
Flame Test Method	IEC 60332-1-2 IEC 60332-3 IEC 60754-2 IEC 61034-2 UL 1666 UL 1685

Environmental Test Specifications

Heat Age	-20 °C to +85 °C (-4 °F to +185 °F)
Heat Age Test Method	IEC 60794-1 F9
Low High Bend	-20 °C to +70 °C (-4 °F to +158 °F)
Low High Bend Test Method	FOTP-37 IEC 60794-1 E11
Temperature Cycle	-20 °C to +70 °C (-4 °F to +158 °F)
Temperature Cycle Test Method	FOTP-3 IEC 60794-1 F1

Packaging and Weights

Cable weight	2.8 kg/km 1.882 lb/kft
---------------------	--------------------------


Regulatory Compliance/Certifications

Agency	Classification
CENELEC	EN 50575 compliant, Declaration of Performance (DoP) available
CHINA-ROHS	Below maximum concentration value
ISO 9001:2015	Designed, manufactured and/or distributed under this quality management system
REACH-SVHC	Compliant as per SVHC revision on www.commscope.com/ProductCompliance
ROHS	Compliant
UK-ROHS	Compliant



* Footnotes

Operating Temperature Specification applicable to non-terminated bulk fiber cable



LC/UPC Connector, Singlemode, Blue, Short Boot

Product Classification

Regional Availability	Asia Australia/New Zealand EMEA Latin America North America
Portfolio	CommScope®
Product Type	Fiber connector

General Specifications

Color, boot	Blue
Color, housing	Blue
Interface	LC/UPC

Dimensions

Length	41.6 mm 1.638 in
---------------	--------------------

Material Specifications

Ferrule Material	Zirconia
-------------------------	----------

Mechanical Specifications

Cable Retention Strength, maximum	11.24 lb @ 0 °
--	----------------

Optical Specifications

Fiber Mode	Singlemode
Insertion Loss Change, mating	0.2 dB
Optical Components Standard	ANSI/TIA-568. 3-D IEC 61753-1
Insertion Loss Change, temperature	0.3 dB
Insertion Loss, maximum	0.25 dB
Return Loss, minimum	55 dB

Regulatory Compliance/Certifications

860637435

Agency

CHINA-ROHS

ROHS

UK-ROHS

**Classification**

Below maximum concentration value

Compliant

Compliant

*** Footnotes****Insertion Loss Change, mating**

TIA-568: Maximum insertion loss change after 500 matings

Insertion Loss Change, temperature

Maximum insertion loss change from -10 °C to +60 °C (+14 °F to +140 °F)