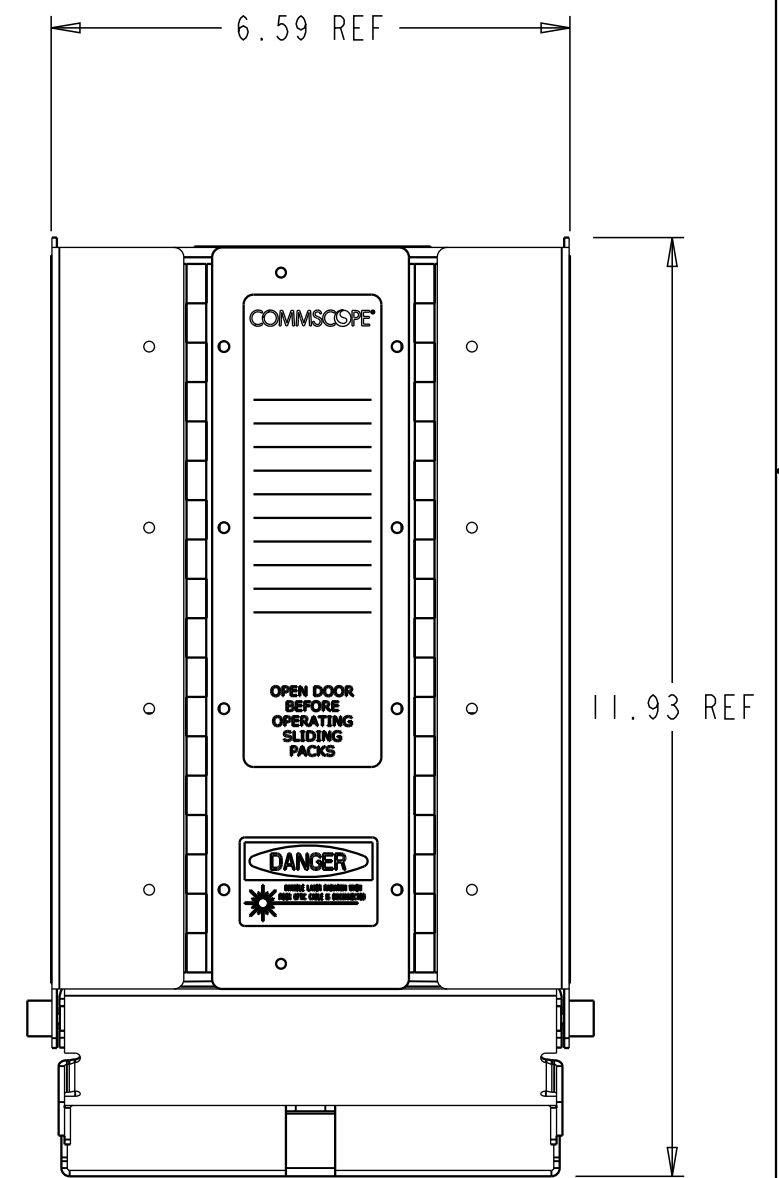
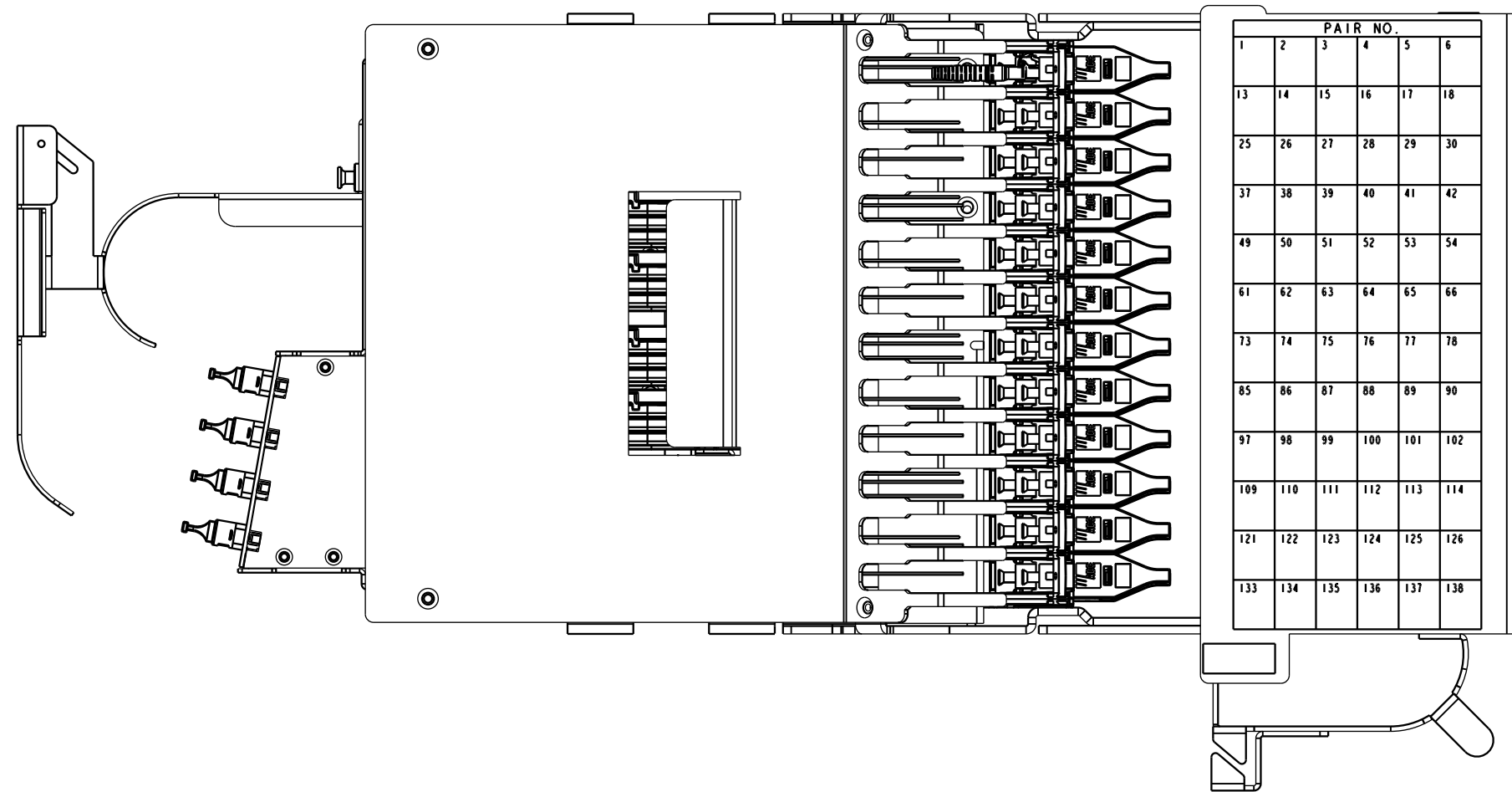
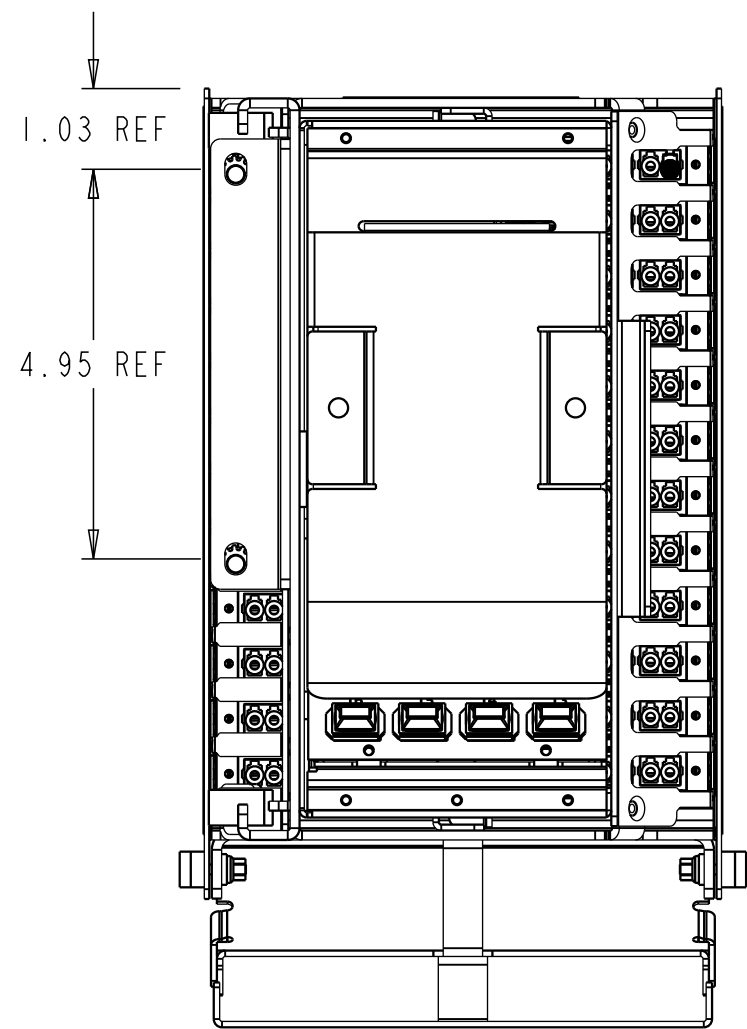
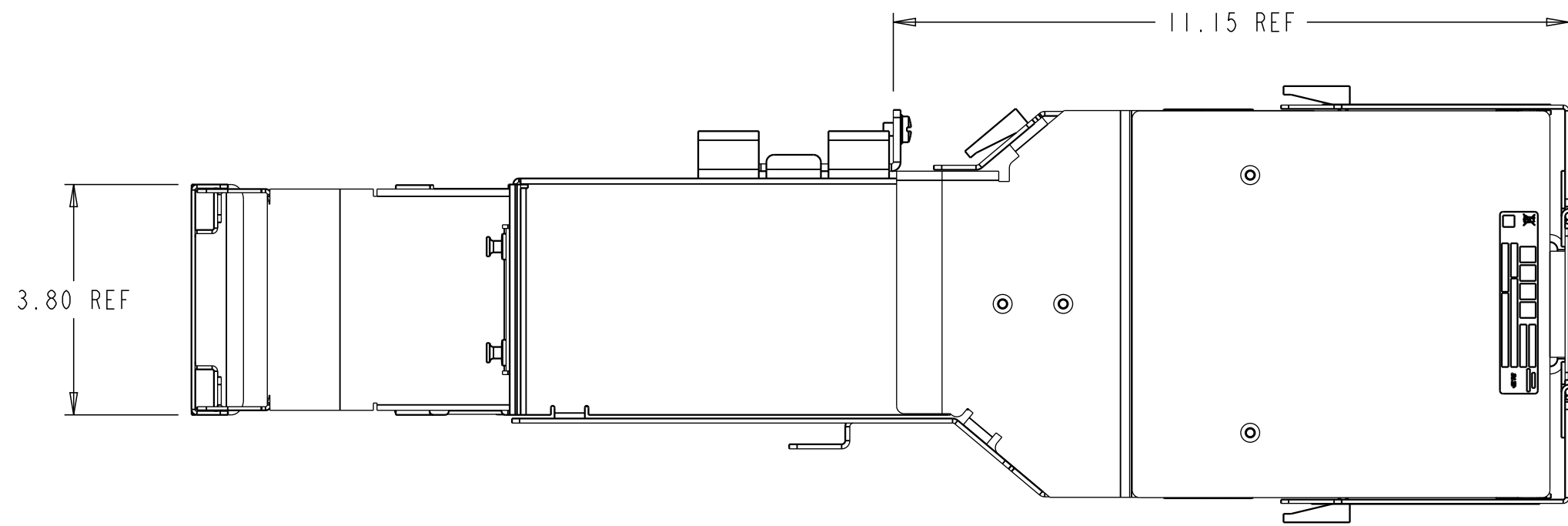


REV	MCO	DWN	DATE
B	40030848MCO	JSR	18-MAY-16
C	40031902MCO	JSR	12-JUL-16



NGF MPO 192 POSITION

COMMSCOPE, INC.

© 2016 COMMSCOPE, INC. CONFIDENTIAL
 NOTICE: THESE DRAWINGS AND SPECIFICATIONS
 ARE THE PROPRIETARY PROPERTY OF
 COMMSCOPE, INC. AND MAY BE USED ONLY FOR THE
 SPECIFIC PURPOSE AUTHORIZED IN WRITING BY
 COMMSCOPE, INC.

ALL DIMS AND TOLERANCES .XX:±xx
 ARE INCHES UNLESS .XXX:±xxx
 OTHERWISE SPECIFIED ANGULAR:±N/A

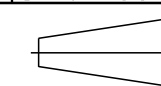
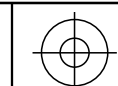
DO NOT SCALE DRAWING

ENGR: JORGE SILVA ROMO
 DWN: JORGE SILVA ROMO

TITLE
 NGF 192 POS RIGHT
 INSTALLATION DRAWING

DRAWING NUMBER
 300100116983

SHT. 1 OF 4



DIMENSIONS IN INCHES
 THIRD ANGLE PROJECTION

A

B

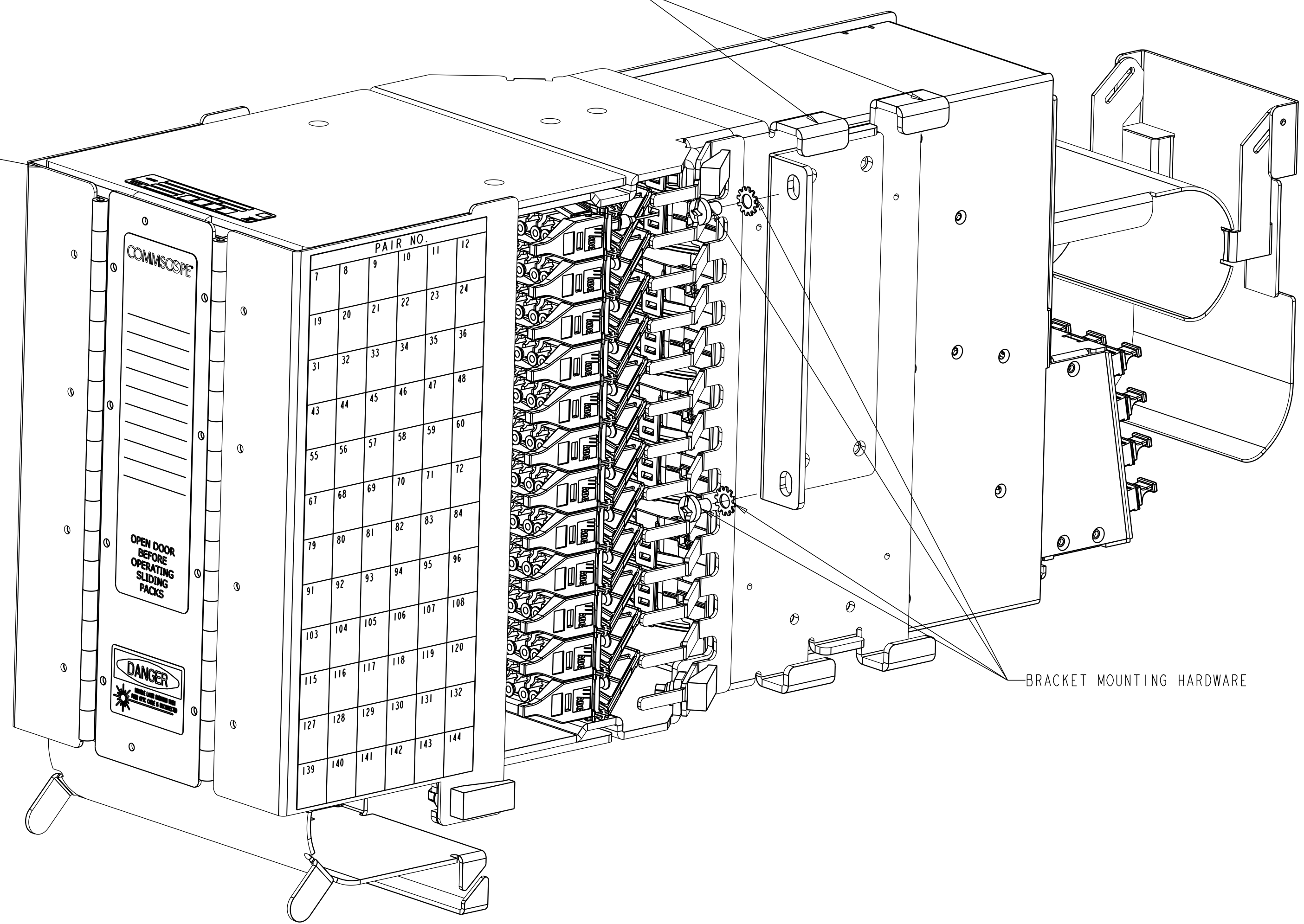
C

D

NGF PANEL

NGF MOUNTING FLANGES

BRACKET MOUNTING HARDWARE



NOTES:

1. AFTER UNPACKING MODEL FROM EPS AND BOX REMOVE BRACKET MOUNTING HARDWARE FROM PACKAGING BRACKET AND SLIDE BRACKET THRU THE NGF TO REMOVE IT FROM THE MPO PANEL.
2. DISCARD PACKAGING BRACKET AND BRACKET MOUNTING HARDWARE AFTER REMOVING IT FROM THE PANEL.

COMMSCOPE, INC.

© 2016 COMMSCOPE, INC. CONFIDENTIAL NOTICE: THESE DRAWINGS AND SPECIFICATIONS ARE THE PROPRIETARY PROPERTY OF COMMSCOPE, INC. AND MAY BE USED ONLY FOR THE SPECIFIC PURPOSE AUTHORIZED IN WRITING BY COMMSCOPE, INC.		TITLE NGF 192 POS RIGHT INSTALLATION DRAWING	
ALL DIMS AND TOLERANCES ARE INCHES UNLESS OTHERWISE SPECIFIED	.XX:±.XX .XXX:±.XXX ANGULAR:±N/A	C SIZE	DRAWING NUMBER 300100116983
DO NOT SCALE DRAWING	ENGR: JORGE SILVA ROMO DWN: JORGE SILVA ROMO	SHT. 2 OF 4	

DIMENSIONS IN INCHES
THIRD ANGLE PROJECTION

A

B

C

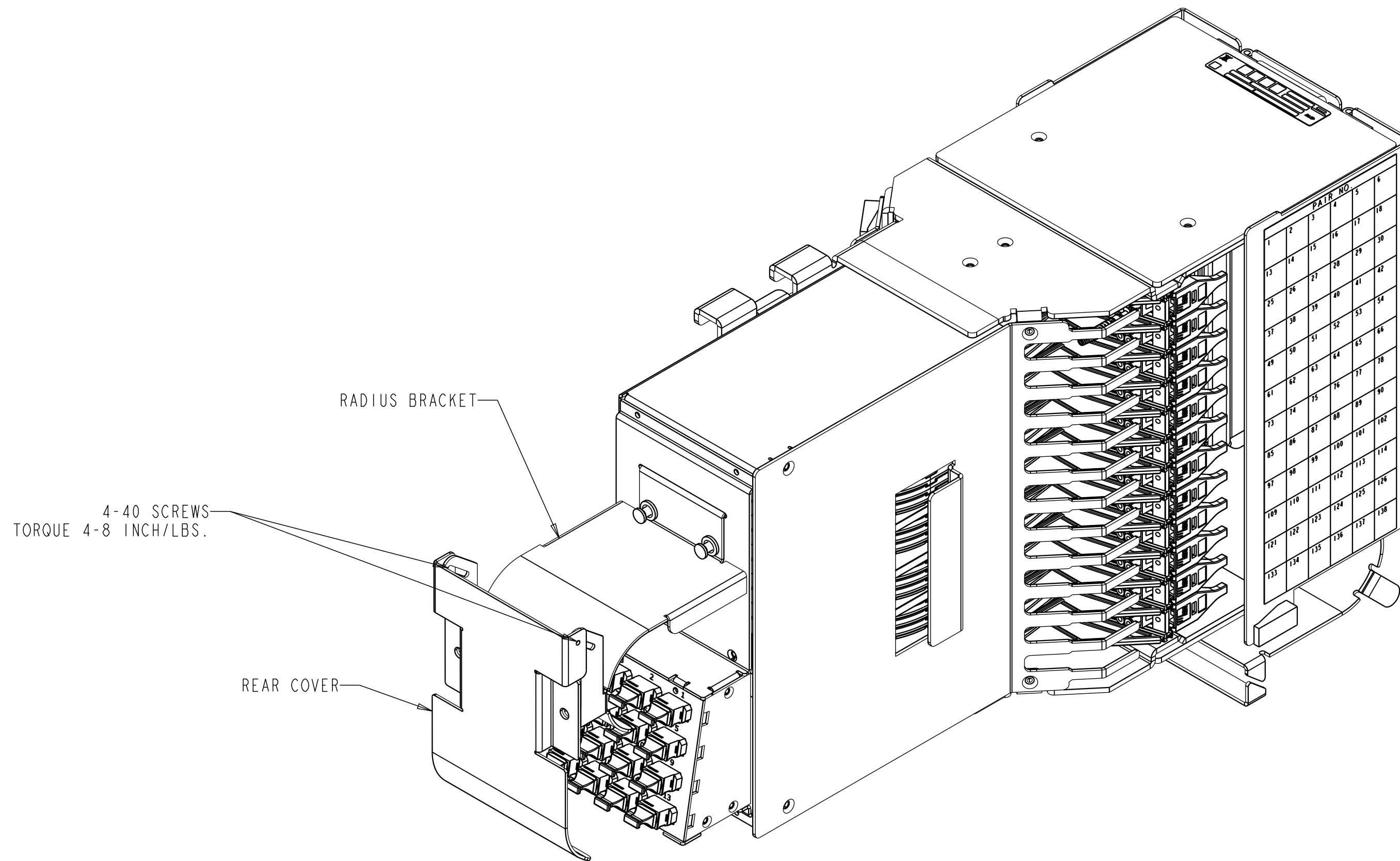


A

B

C

D

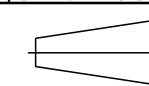
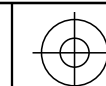


NOTES:

- 3. ATTACH RADIUS BRACKET USING PLUNGERS ATTACHED.
- 4. ATTACH REAR COVER USING THE PLUNGERS ATTACHED, ONCE IN PLACE ADD THE 4-40 SCREWS (2) PROVIDED, TORQUE SCREW TO 4-8 INCH/LBS.

COMMSCOPE, INC.

<small>© 2016 COMMSCOPE, INC. CONFIDENTIAL NOTICE: THESE DRAWINGS AND SPECIFICATIONS ARE THE PROPRIETARY PROPERTY OF COMMSCOPE, INC. AND MAY BE USED ONLY FOR THE SPECIFIC PURPOSE AUTHORIZED IN WRITING BY COMMSCOPE, INC.</small>		TITLE NGF 192 POS RIGHT INSTALLATION DRAWING	
<small>ALL DIMS AND TOLERANCES ARE INCHES UNLESS OTHERWISE SPECIFIED</small>	<small>.XX:±xx .XXX:±xxx ANGULAR:±N/A</small>	C SIZE DRAWING NUMBER 300100116983	C REV
DO NOT SCALE DRAWING		ENGR: JORGE SILVA ROMO DWN: JORGE SILVA ROMO	SHT. 3 OF 4



DIMENSIONS IN INCHES
THIRD ANGLE PROJECTION

A

B

C

D

1

2

3

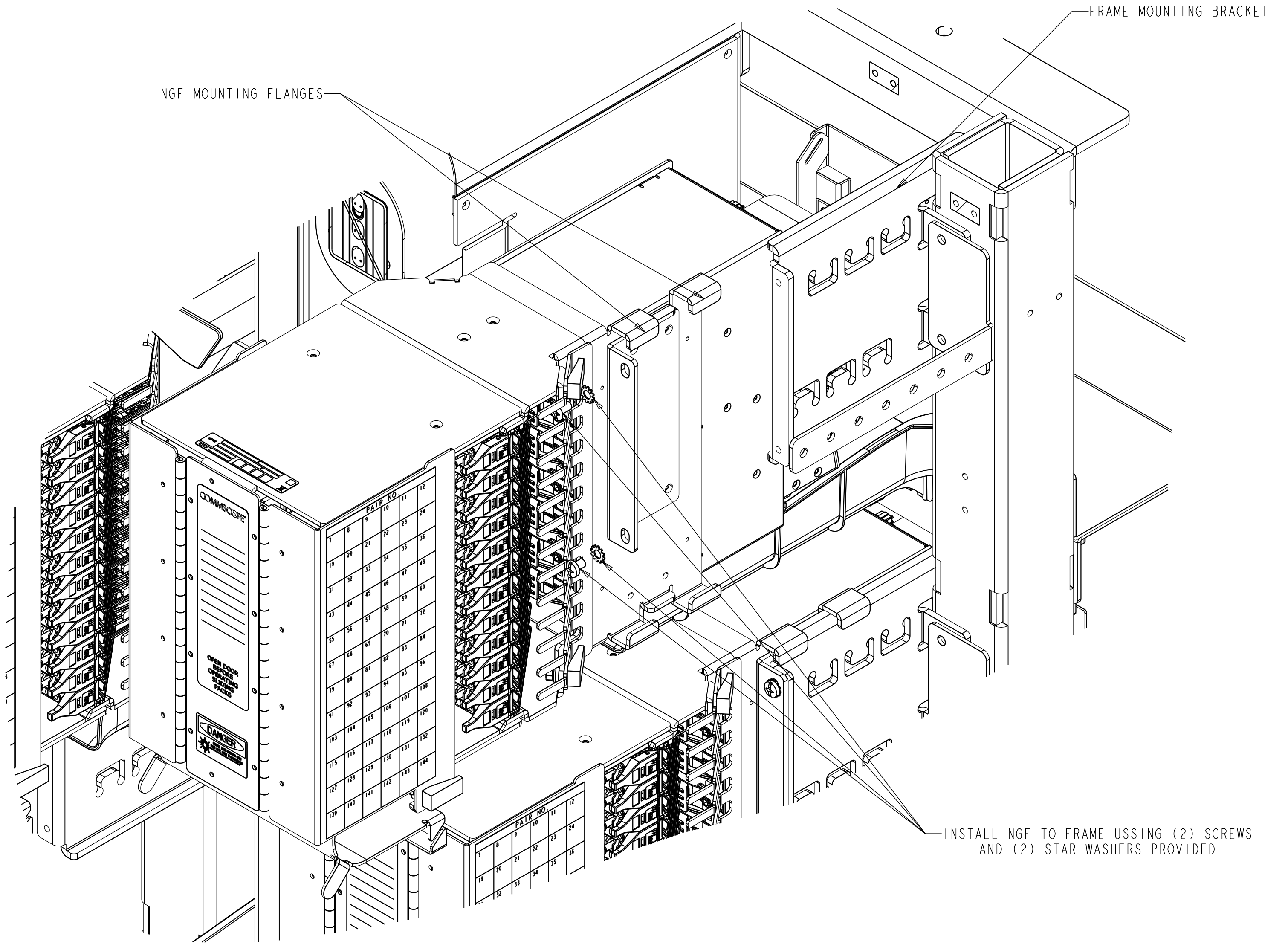
4

1

2

3

4



NGF MOUNTING FLANGES

FRAME MOUNTING BRACKET

INSTALL NGF TO FRAME USING (2) SCREWS AND (2) STAR WASHERS PROVIDED

COMMSCOPE

OPEN DOOR OPERATING FACE

DANGER

PAIR NO.		11	12
1	8	9	16
15	20	21	23
31	32	34	35
43	44	45	46
55	56	57	58
67	68	69	70
79	80	81	82
91	92	93	94
103	104	105	106
115	116	117	118
127	128	129	130
139	140	141	142
151	152	153	154
165	166	167	168
179	180	181	182
191	192	193	194

NOTES:

4. POSITION NGF SUCH THAT THE MOUNTING BRACKET LOCATED ON THE FRAME SLIDES BETWEEN THE FLANGES ON THE NGF. FASTEN NGF TO THE FRAME USING (2) #12 SCREWS AND (2) STAR WASHERS.

COMMSCOPE, INC.

© 2016 COMMSCOPE, INC. CONFIDENTIAL NOTICE: THESE DRAWINGS AND SPECIFICATIONS ARE THE PROPRIETARY PROPERTY OF COMMSCOPE, INC. AND MAY BE USED ONLY FOR THE SPECIFIC PURPOSE AUTHORIZED IN WRITING BY COMMSCOPE, INC.		TITLE NGF 192 POS RIGHT INSTALLATION DRAWING	
ALL DIMS AND TOLERANCES ARE INCHES UNLESS OTHERWISE SPECIFIED	.XX:±N/A .XXX:±N/A ANGULAR:±N/A	C SIZE	DRAWING NUMBER 300100116983
DO NOT SCALE DRAWING	ENGR: JORGE SILVA ROMO DWN: JORGE SILVA ROMO	SHT. 4 OF 4	

DIMENSIONS IN INCHES
THIRD ANGLE PROJECTION

A

B

C