


# E14F06P79

---



Twin Diplexer, 703-788/791-960 MHz, DC Smart Bypass, 4.3-10 connectors

- Industry leading PIM performance
- Designed for network Modernization, introduction of LTE700 on existing site
- Twin configuration
- New 4.3-10 connectors for improved PIM performance and size reduction
- DC/AISG SMART bypass functionality

## Product Classification

**Product Type** Diplexer

## General Specifications

**Color** Gray

**Modularity** 2-Twin

**Mounting** Pole | Wall

**Mounting Pipe Hardware** Band clamps (2)

**RF Connector Interface** 4.3-10 Female

**RF Connector Interface Body Style** Long neck

## Dimensions

**Height** 220 mm | 8.661 in

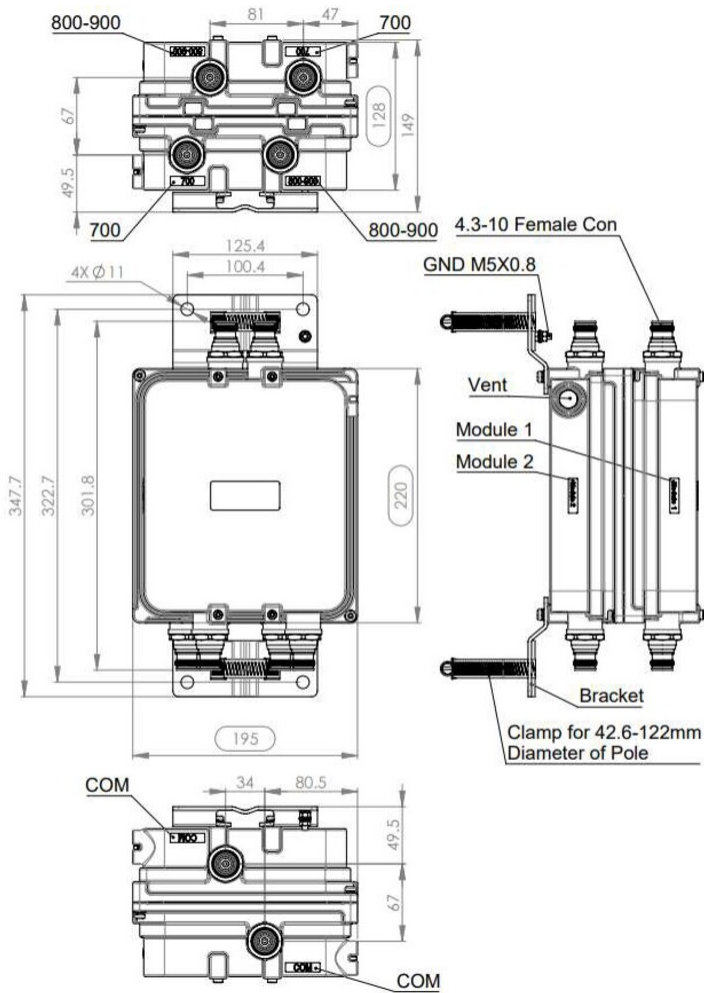
**Width** 195 mm | 7.677 in

**Depth** 128 mm | 5.039 in

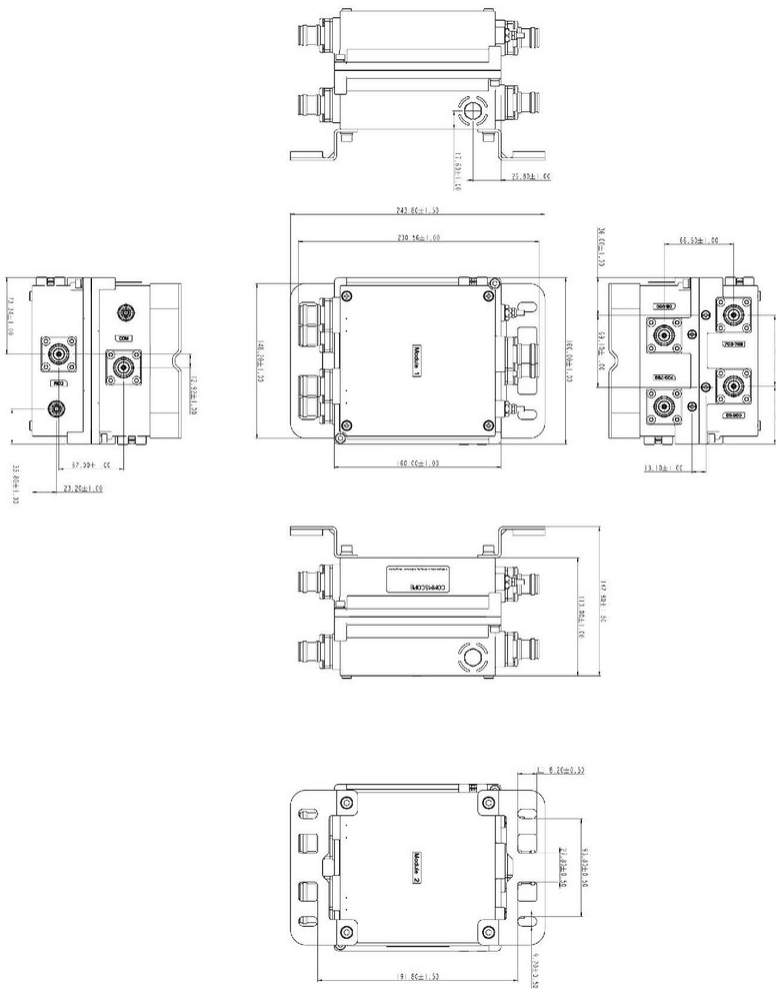
**Mounting Pipe Diameter Range** 42.6–122 mm

## Outline Drawing

# E14F06P79



# E14F06P79



## Electrical Specifications

<b>Impedance</b>	50 ohm
<b>License Band, Band Pass</b>	APT 700   CEL 900   EDD 800

## Electrical Specifications, dc Power/Alarm

<b>dc/AISG Pass-through Method</b>	Auto sensing
<b>dc/AISG Pass-through Path</b>	Auto sensing circuitry detects dc/AISG signal presence and selects path
<b>dc/AISG Pass-through, combiner</b>	Autosensing
<b>dc/AISG Pass-through, demultiplexer</b>	Autosensing
<b>Lightning Surge Current</b>	10 kA
<b>Lightning Surge Current Waveform</b>	8/20 waveform

# E14F06P79

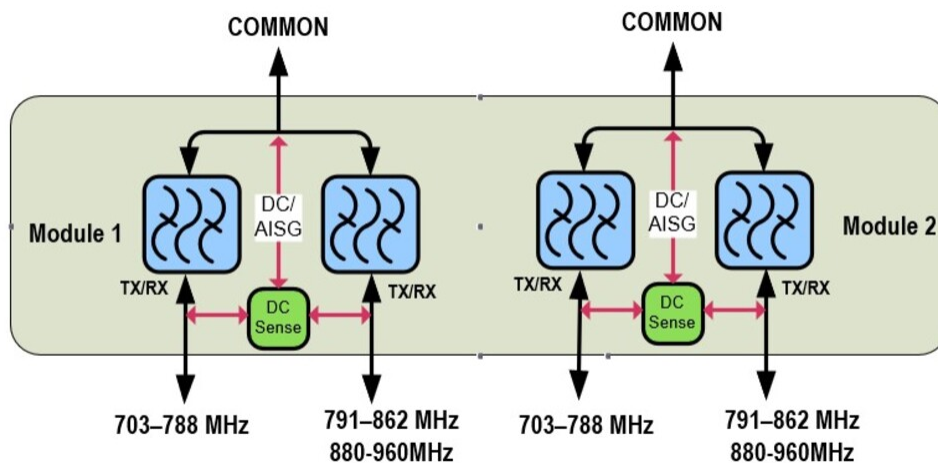
## Electrical Specifications

<b>Sub-module</b>	<b>1   2</b>	<b>1   2</b>
<b>Branch</b>	1	2
<b>Port Designation</b>	703-788	791-862 & 880-960
<b>License Band</b>	APT 700, Band Pass	CEL 900, Band Pass EDD 800, Band Pass

## Electrical Specifications, Band Pass

<b>Frequency Range, MHz</b>	<b>703–788</b>	<b>791–862 880–960</b>
<b>Insertion Loss, typical, dB</b>	0.2	0.2
<b>Return Loss, typical, dB</b>	20	20
<b>Isolation, minimum, dB</b>	40	40
<b>Input Power, RMS, maximum, W</b>	150	150
<b>Input Power, PEP, maximum, W</b>	1000	1000
<b>3rd Order PIM, typical, dBc</b>	-162	-162
<b>3rd Order PIM Test Method</b>	Two +43 dBm carriers	Two +43 dBm carriers

## Block Diagram



## Environmental Specifications

<b>Operating Temperature</b>	-40 °C to +65 °C (-40 °F to +149 °F)
<b>Corrosion Test Method</b>	IEC 60068-2-11, 30 days
<b>Environmental Test Method</b>	ETSI EN 300 019-1-4

# E14F06P79

---

**Ingress Protection Test Method** IEC 60529:2001, IP67

## Packaging and Weights

**Included** Mounting hardware

**Volume** 5.5 L

**Weight, net** 5.8 kg | 12.787 lb

**Weight, without mounting hardware** 5.3 kg | 11.684 lb

## Regulatory Compliance/Certifications

### Agency

ISO 9001:2015

### Classification

Designed, manufactured and/or distributed under this quality management system