

CYAAD | IP6A-12RUTP-01S-01S

Base Product



InstaPATCH® Cu GigaSPEED X10D® U/UTP Riser Preterminated Copper Cable, single row standard density outlet to single row standard density outlet, 12 links

Product Classification

Regional Availability	Asia Australia/New Zealand EMEA Latin America North America
Portfolio	CommScope®
Product Type	Copper trunk cable assembly
Product Brand	GigaSPEED X10D® InstaPATCH® Cu

General Specifications

ANSI/TIA Category	6A
Cable Type	U/UTP (unshielded)
Conductor Type	Solid
Interface, Connector A	Information outlet
Interface Feature, connector A	Single row Standard density
Interface, Connector B	Information outlet
Interface Feature, connector B	Single row Standard density
Link Count	12
Wiring	T568B

Dimensions

Cable Assembly Length Range (m)	2 – 80
Cable Assembly Length Range (ft)	7 – 262

Electrical Specifications

dc Resistance, maximum	0.3 ohm
Safety Voltage Rating	300 V

Ordering Tree

CYAAD | IP6A-12RUTP-01S-01S

1	2	3	4	5	6	7	8	9	10	11	12				
C	A	A	A	C	-	1	1	H	A	B	B	F	0	5	0

Cable Type	
A	Cat 6A X10D – U/UTP (Plenum)
B	Cat 6A X10D – U/UTP (Riser)
C	Cat 6A X10D – U/UTP (LSZH)
D	Cat 6A X10D – F/UTP (Plenum)
E	Cat 6A X10D – F/UTP (Riser)
F	Cat 6A X10D – F/UTP (LSZH)
G	Cat 6 XL – U/UTP (Plenum)
H	Cat 6 XL – U/UTP (Riser)
J	Cat 6 XL – U/UTP (LSZH)
Q	Cat 6A X10D – S/FTP (LSZH)
R	Cat 6 – U/UTP Class B Rated (LSZH)
S	Cat 6A – U/UTP Class B Rated (LSZH)
Y	Cat 6A X10D SD – U/UTP (Riser)

Connector B	
A	Outlet* – Single Row Standard Density
B	Outlet* – Dual Row Standard Density
C	Outlet* – Dual Row High Density
G	RJ45 Plug* – Single Row Standard Density
H	RJ45 Plug* – Dual Row Standard Density
J	RJ45 Plug* – Dual Row High Density
N	1100 Module
R	360 1100 Evolve Module
S	OneLink 2x6
T	OneLink 2x4

Orientation A	
1	Trident Series Flat
2	Right Paired Flat
3	Right Series Flat
4	Left Paired Flat
5	Left Series Flat
6	Trident Paired Flat
A	Trident Series Angled
B	Right Paired Angled
C	Right Series Angled
D	Left Paired Angled
E	Left Series Angled
F	Trident Paired Angled

Orientation B	
1	Trident Series Flat
2	Right Paired Flat
3	Right Series Flat
4	Left Paired Flat
5	Left Series Flat
6	Trident Paired Flat
A	Trident Series Angled
B	Right Paired Angled
C	Right Series Angled
D	Left Paired Angled
E	Left Series Angled
F	Trident Paired Angled
X	Not Applicable

Connector A	
A	Outlet* – Single Row Standard Density
B	Outlet* – Dual Row Standard Density
C	Outlet* – Dual Row High Density
G	RJ45 Plug* – Single Row Standard Density
H	RJ45 Plug* – Dual Row Standard Density
J	RJ45 Plug* – Dual Row High Density
N	1100 Module
R	360 1100 Evolve Module
S	OneLink 2x6
T	OneLink 2x4
X	Unterminated

Link	
B	6
C	8
D	12
E	16
F	18
G	24

Outlet Color	
0	Not Applicable
1	Black (BK)
2	Blue (BL)
B	White (WH)

UOM	
F	Foot
M	Meter

Length	
12	XXX

Bundling	
H	Hook-n-loop
S	Sleaving

Jacket Color	
B	White (WH)
C	Slate (SL)
Z	Blue (BL)

Labeling	
A	Generic Label

- Cords > 1m are authorized for use in channels and are an effective standalone method used to connect active devices
- Cords < 1m are also valid elements for use in a channel or as an equipment interconnect, but due to their limited length are not guaranteed to meet component compliance requirements that were developed to assess the quality of longer cords

Environmental Specifications

Operating Temperature	-10 °C to +60 °C (+14 °F to +140 °F)
Environmental Space	Riser
Flammability Rating	UL 94 V-0

Regulatory Compliance/Certifications

Agency	Classification
CHINA-ROHS	Below maximum concentration value
ISO 9001:2015	Designed, manufactured and/or distributed under this quality management system
REACH-SVHC	Compliant as per SVHC revision on www.commscope.com/ProductCompliance
ROHS	Compliant
UK-ROHS	Compliant

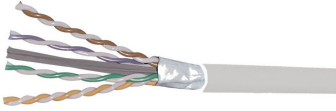


Included Products

- 1091SD – GigaSPEED X10D® 1091SD ETL Verified Category 6A U/UTP Cable
- MGS600 – GigaSPEED X10D® M-Series Modular Jack, RJ45, Cat6A Unshielded

1091SD

Base Product



GigaSPEED X10D® 1091SD ETL Verified Category 6A U/UTP Cable

- Ideal solution where space is a concern – 0.265" outer diameter maximum utilizing a specially designed non-conductive tape around the 4 pairs
- Part of the SYSTIMAX GigaSPEED X10D family of products
- Meets and exceeds performance specifications for all channel configurations currently supported by the GigaSPEED X10D system

Product Classification

Regional Availability	Asia Australia/New Zealand Latin America Middle East/Africa North America
Portfolio	SYSTIMAX®
Product Type	Twisted pair cable
Product Brand	GigaSPEED X10D®

General Specifications

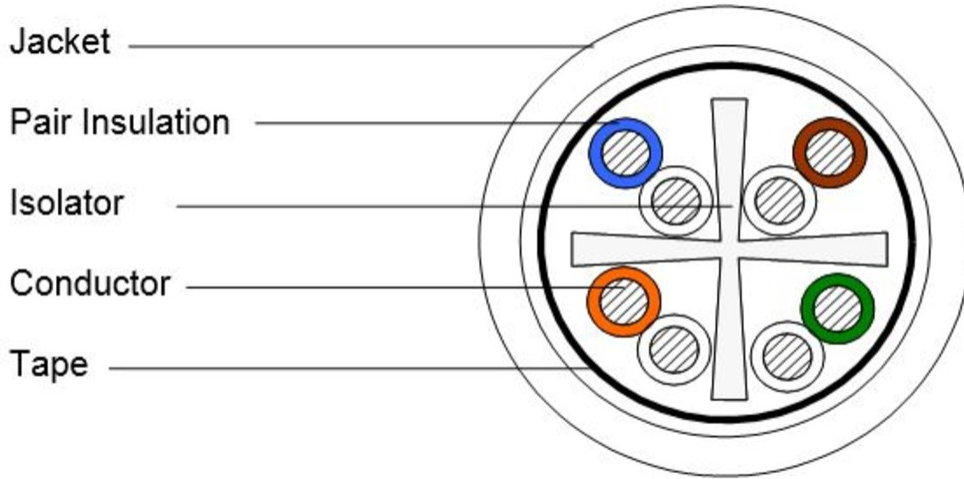
Product Number	1091SD
ANSI/TIA Category	6A
Cable Component Type	Horizontal
Cable Type	U/UTP (unshielded)
Conductor Type, singles	Solid
Conductors, quantity	8
Note	Consult ANSI/TIA-568-C.2 Annex G for length de-rating guidance for cable installation in higher temperature environments
Pairs, quantity	4
Separator Type	Isolator
Transmission Standards	ANSI/TIA-568.2-D

Dimensions

Diameter Over Insulated Conductor	1.148 mm 0.045 in
Diameter Over Jacket, nominal	6.731 mm 0.265 in
Jacket Thickness	0.406 mm 0.016 in
Conductor Gauge, singles	23 AWG

1091SD

Cross Section Drawing



Electrical Specifications

dc Resistance Unbalance, maximum	4 %
dc Resistance, maximum	8 ohms/100 m 2.438 ohms/100 ft
Dielectric Strength, minimum	1500 Vac 2500 Vdc
LP (Limited Power) Rating	0.5 A
Mutual Capacitance at Frequency	5.6 nF/100 m @ 1 kHz
Nominal Velocity of Propagation (NVP)	70 %
Operating Frequency, maximum	500 MHz
Operating Voltage, maximum	80 V
Remote Powering	Fully complies with the recommendations set forth by IEEE 802.3bt (Type 4) for the safe delivery of power over LAN cable when installed according to ISO/IEC 14763-2, CENELEC EN 50174-1, CENELEC EN 50174-2 or TIA TSB-184-A

Material Specifications

Conductor Material	Bare copper
Insulation Material	Polyolefin
Jacket Material	PVC
Separator Material	Polyolefin
Tape Material	Poly/Aluminum/Poly

Mechanical Specifications

Pulling Tension, maximum	11.34 kg 25 lb
---------------------------------	------------------

1091SD

Environmental Specifications


Installation temperature	0 °C to +60 °C (+32 °F to +140 °F)
Operating Temperature	-20 °C to +75 °C (-4 °F to +167 °F)
Environmental Space	Non-plenum
Temperature Rating, UL	75 °C 167 °F
Flame Test Method	CMR

Packaging and Weights

Cable weight	40.18 kg/km 27 lb/kft
---------------------	-------------------------

MGS600

Base Product



GigaSPEED X10D® M-Series Modular Jack, RJ45, Cat6A Unshielded

Product Classification

Regional Availability

Asia | Australia/New Zealand | EMEA | Latin America | North America

Portfolio

SYSTIMAX®

Product Type

Modular jack

Product Brand

GigaSPEED X10D®

Product Series

MGS600

General Specifications

ANSI/TIA Category

6A

Cable Type

Unshielded

Conductor Type

Solid | Stranded

Termination Type

IDC

Wiring

T568A | T568B

Dimensions

Height

19.4 mm | 0.764 in

Width

21.08 mm | 0.83 in

Depth

30.2 mm | 1.189 in

Compatible Conductor Gauge, solid

22 AWG | 24 AWG

Compatible Conductor Gauge, stranded

22 AWG | 24 AWG

Electrical Specifications

Contact Resistance Variation, maximum

20 mOhm

Contact Resistance, maximum

100 mOhm

Current Rating at Temperature

1.5 A @ 20 °C | 1.5 A @ 68 °F

Dielectric Withstand Voltage, RMS, conductive surface

1,500 Vac @ 60 Hz

Dielectric Withstand Voltage, RMS, contact-to-contact

1,000 Vac @ 60 Hz

MGS600

Insulation Resistance, minimum

500 MOhm

PoE Durability

Supports IEEE 802.3bt Type 4 (90 W) applications after 3000 plug to jack mating cycles

Material Specifications

Contact Plating Material

Precious metals

Material Type

Copper alloy | High-impact, flame retardant, thermoplastic

Termination Contact Plating

Nickel

Mechanical Specifications

Plug Retention Force, minimum

133 N | 29.9 lbf

Plug to Jack Mating Cycles

Complies to IEC 60603-7 series

Environmental Specifications

Operating Temperature

-10 °C to +60 °C (+14 °F to +140 °F)

Storage Temperature

-40 °C to +70 °C (-40 °F to +158 °F)

Relative Humidity

Up to 95%, non-condensing

Flammability Rating

UL 94 V-0

Safety Standard

UL | cUL

Regulatory Compliance/Certifications

Agency

Classification

ISO 9001:2015

Designed, manufactured and/or distributed under this quality management system